


DANE LAFFREY
set and costume designer

WWW.DANELAFFREY.COM



BID / BUILD

BUILD

IMPORTANT DISCLAIMER

THIS DRAWING REPRESENTS VISUAL CONCEPTS AND CONSTRUCTION SUGGESTIONS ONLY. IT DOES NOT REPLACE THE KNOWLEDGE AND ADVICE OF A LICENSED STRUCTURAL ENGINEER. THE DESIGNER, OR HIS STAFF, ARE NOT QUALIFIED TO DETERMINE THE STRUCTURAL SUITABILITY OF THE DESIGN AND WILL NOT ASSUME RESPONSIBILITY OR LIABILITY FOR IMPROPER ENGINEERING OR USE THAT RESULTS IN DAMAGE OR INJURY TO PERSONS OR PROPERTY.

FLY BY NIGHT

BY: WILL CONNOLLY,
MICHAEL MITNICK, AND
KIM ROSENSTOCK

KALITA
HUMPHREY'S
THEATER

PRODUCER
DALLAS THEATER CENTER

DIRECTOR
BILL FENNELLY

SET DESIGNER
DANE LAFFREY

LIGHTING DESIGNER
PAUL TOBEN

DRAWING
GROUND PLAN

DATE	VERSION
12/20/2012	1.1

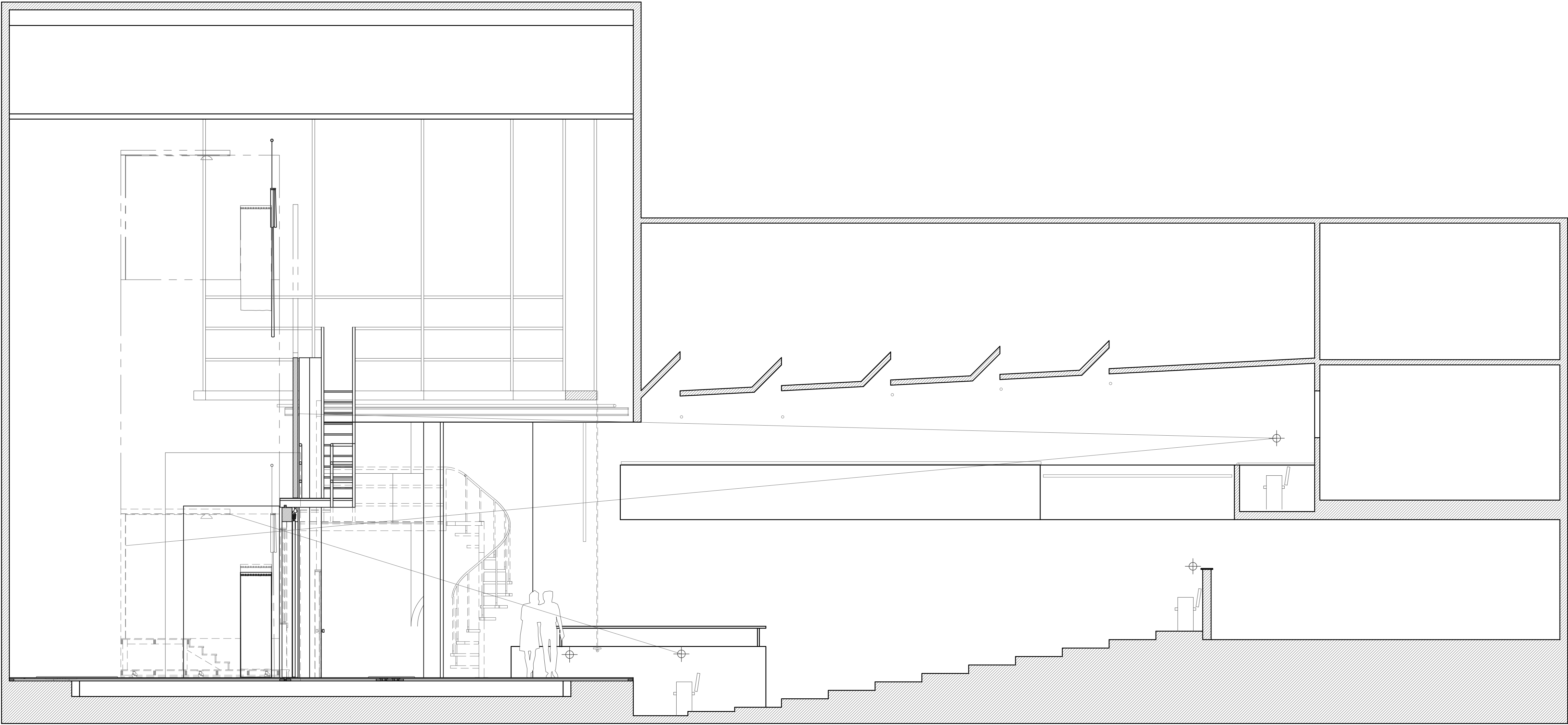
DRAWN BY
SCOTT TEDMON-JONES
scott@stjdesign.com // 412.760.4474

PLATE / OF

1/14


SCALE

1/4" = 1'-0"



DANE LAFFREY
set and costume designer

WWW.DANELAFFREY.COM



BID / BUILD

BUILD

IMPORTANT DISCLAIMER

THIS DRAWING REPRESENTS VISUAL CONCEPTS AND CONSTRUCTION SUGGESTIONS ONLY. IT DOES NOT REPLACE THE KNOWLEDGE AND ADVICE OF A LICENSED STRUCTURAL ENGINEER. THE DESIGNER, OR HIS STAFF, ARE NOT QUALIFIED TO DETERMINE THE STRUCTURAL SUITABILITY OF THE DESIGN AND WILL NOT ASSUME RESPONSIBILITY OR LIABILITY FOR IMPROPER ENGINEERING OR USE THAT RESULTS IN DAMAGE OR INJURY TO PERSONS OR PROPERTY.

FLY BY NIGHT

BY: WILL CONNOLLY,
MICHAEL MITNICK, AND
KIM ROSENSTOCK

KALITA
HUMPHREY'S
THEATER

PRODUCER

DALLAS THEATER CENTER

DIRECTOR

BILL FENNELLY

SET DESIGNER

DANE LAFFREY

LIGHTING DESIGNER

PAUL TOBEN

DRAWING

SL CENTER
SECTION

DATE

12/20/2012

VERSION

1.1

DRAWN BY

SCOTT TEDMON-JONES
scott@stjdesign.com // 412.760.4474

PLATE / OF

2/14

SCALE

1/4" = 1'-0"



BID / BUILD

BUILD

IMPORTANT DISCLAIMER

THIS DRAWING REPRESENTS VISUAL CONCEPTS AND CONSTRUCTION SUGGESTIONS ONLY. IT DOES NOT REPLACE THE KNOWLEDGE AND ADVICE OF A LICENSED STRUCTURAL ENGINEER. THE DESIGNER, OR HIS STAFF, ARE NOT QUALIFIED TO DETERMINE THE STRUCTURAL SUITABILITY OF THE DESIGN AND WILL NOT ASSUME RESPONSIBILITY OR LIABILITY FOR IMPROPER ENGINEERING OR USE THAT RESULTS IN DAMAGE OR INJURY TO PERSONS OR PROPERTY.

FLY BY NIGHT

BY: WILL CONNOLLY,
MICHAEL MITNICK, AND
KIM ROSENSTOCK

**KALITA
HUMPHREY'S
THEATER**

PRODUCER

DALLAS THEATER CENTER

DIRECTOR

BILL FENNELLY

SET DESIGNER

DANE LAFFREY

LIGHTING DESIGNER

PAUL TOBEN

DRAWING

**DECK
ELEVATION**

DATE

12/20/2012

VERSION

1.0

DRAWN BY

SCOTT TEDMON-JONES
scott@stjdesign.com // 412.760.4474

PLATE / OF

3/14

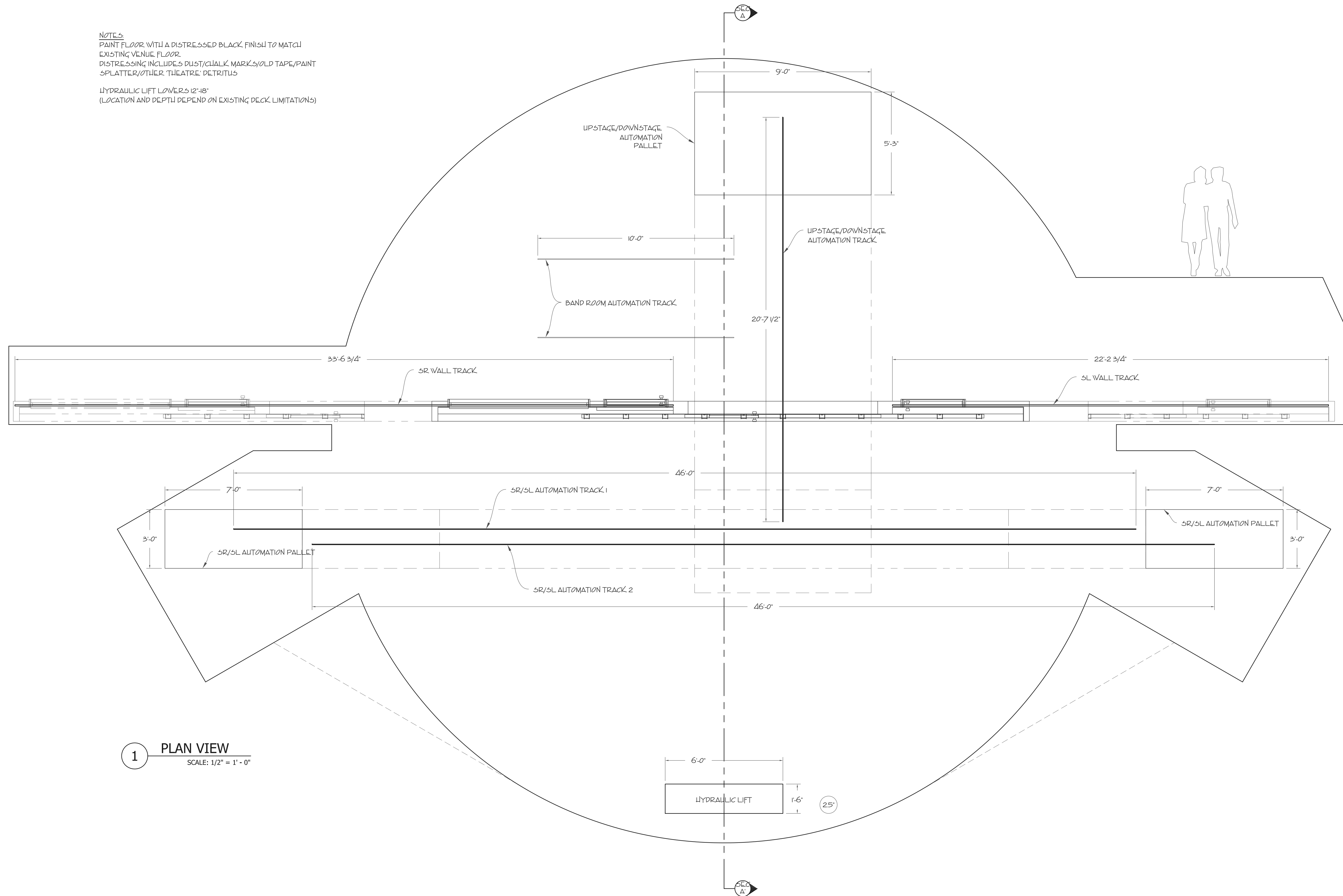
SCALE

3/8" = 1'-0"

NOTES

PAINT FLOOR WITH A DISTRESSED BLACK FINISH TO MATCH
EXISTING VENUE FLOOR
DISTRESSING INCLUDES DUST/CHALK MARKS/OLD TAPE/PAINT
SPATTER/OTHER THEATRE DETRITUS

HYDRAULIC LIFT LOWERS 12"x8"
(LOCATION AND DEPTH DEPEND ON EXISTING DECK LIMITATIONS)



1

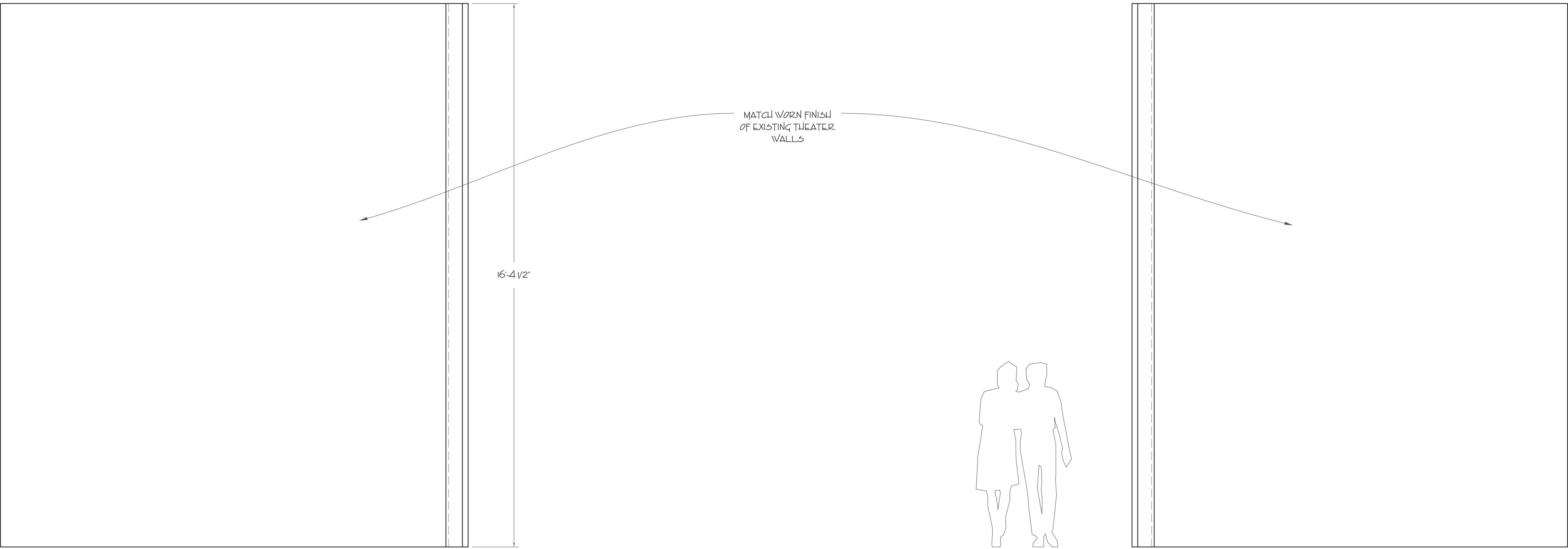
PLAN VIEW

SCALE: 1/2" = 1' - 0"

2

SECTION A:A'


SCALE: 1/2" = 1' - 0"




1 SR PORTAL FRONT VIEW
SCALE: 1/2" = 1' - 0"

3 SL PORTAL FRONT VIEW
SCALE: 1/2" = 1' - 0"

NOTES:
*REVERSE AND REPEAT FOR SL
*CONFIRM MEASUREMENTS IN SPACE




2 SR PORTAL PLAN VIEW
SCALE: 1/2" = 1' - 0"



4 SL PORTAL PLAN VIEW
SCALE: 1/2" = 1' - 0"

DANE LAFFREY
set and costume designer

WWW.DANELAFFREY.COM



BID / BUILD

BUILD

IMPORTANT DISCLAIMER

THIS DRAWING REPRESENTS VISUAL CONCEPTS AND CONSTRUCTION SUGGESTIONS ONLY. IT DOES NOT REPLACE THE KNOWLEDGE AND ADVICE OF A LICENSED STRUCTURAL ENGINEER. THE DESIGNER, OR HIS STAFF, ARE NOT QUALIFIED TO DETERMINE THE STRUCTURAL SUITABILITY OF THE DESIGN AND WILL NOT ASSUME RESPONSIBILITY OR LIABILITY FOR IMPROPER ENGINEERING OR USE THAT RESULTS IN DAMAGE OR INJURY TO PERSONS OR PROPERTY.

FLY BY NIGHT

BY: WILL CONNOLLY,
MICHAEL MITNICK, AND
KIM ROSENSTOCK

KALITA
HUMPHREY'S
THEATER

PRODUCER
DALLAS THEATER CENTER

DIRECTOR
BILL FENNELLY

SET DESIGNER
DANE LAFFREY

LIGHTING DESIGNER
PAUL TOBEN

DRAWING
PORTAL

DATE
12/21/2012

VERSION
1.0

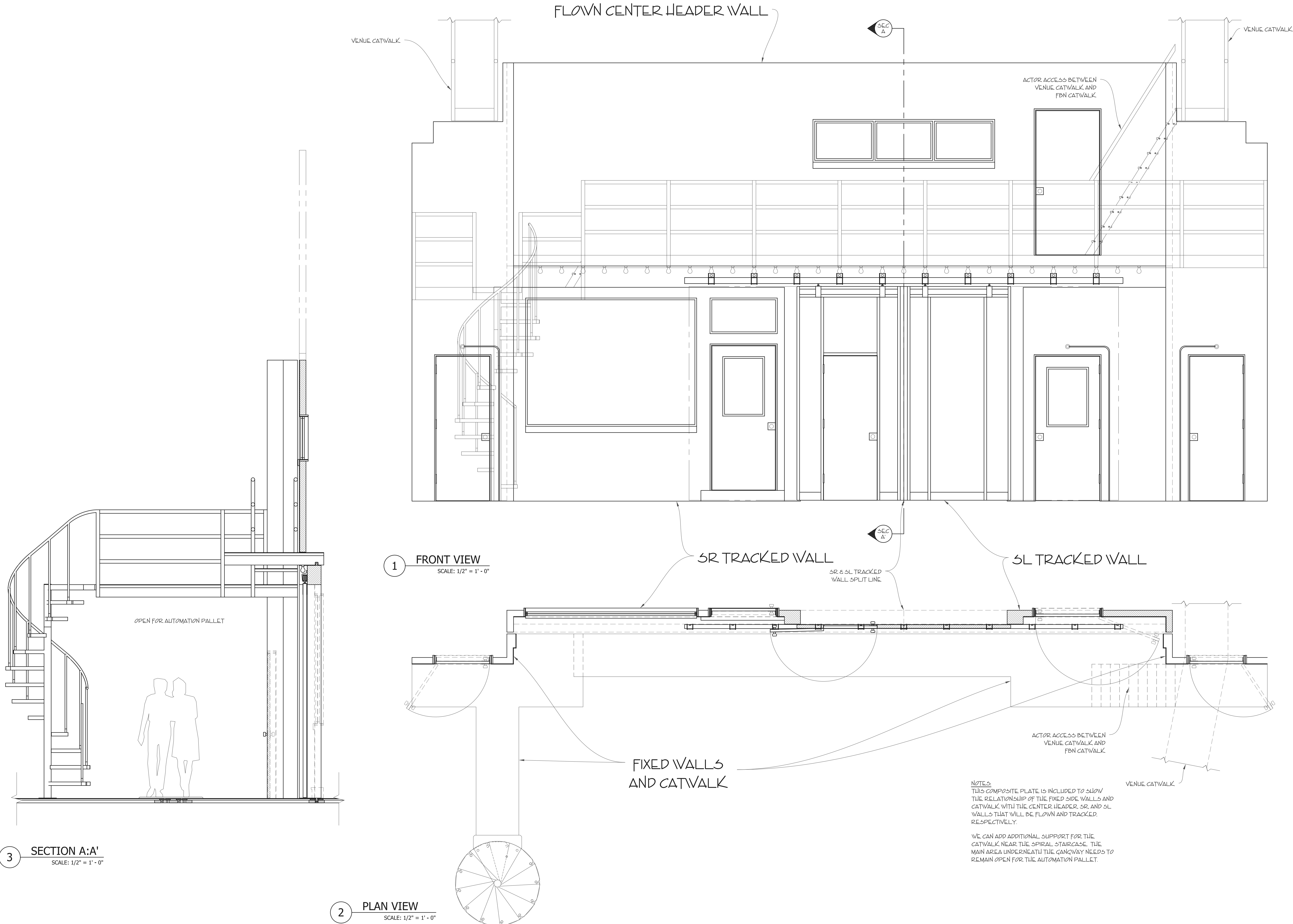
DRAWN BY
SCOTT TEDMON-JONES
scott@stjdesign.com // 412.760.4474

PLATE / OF

4 / 14


SCALE

1/2" = 1'-0"



DANE LAFFREY
set and costume designer

WWW.DANELAFFREY.COM



BID / BUILD
BUILD

IMPORTANT DISCLAIMER
THIS DRAWING REPRESENTS VISUAL CONCEPTS AND CONSTRUCTION SUGGESTIONS ONLY. IT DOES NOT REPLACE THE KNOWLEDGE AND ADVICE OF A LICENSED STRUCTURAL ENGINEER. THE DESIGNER, OR HIS STAFF, ARE NOT QUALIFIED TO DETERMINE THE STRUCTURAL SUITABILITY OF THE DESIGN AND WILL NOT ASSUME RESPONSIBILITY OR LIABILITY FOR IMPROPER ENGINEERING OR USE THAT RESULTS IN DAMAGE OR INJURY TO PERSONS OR PROPERTY.

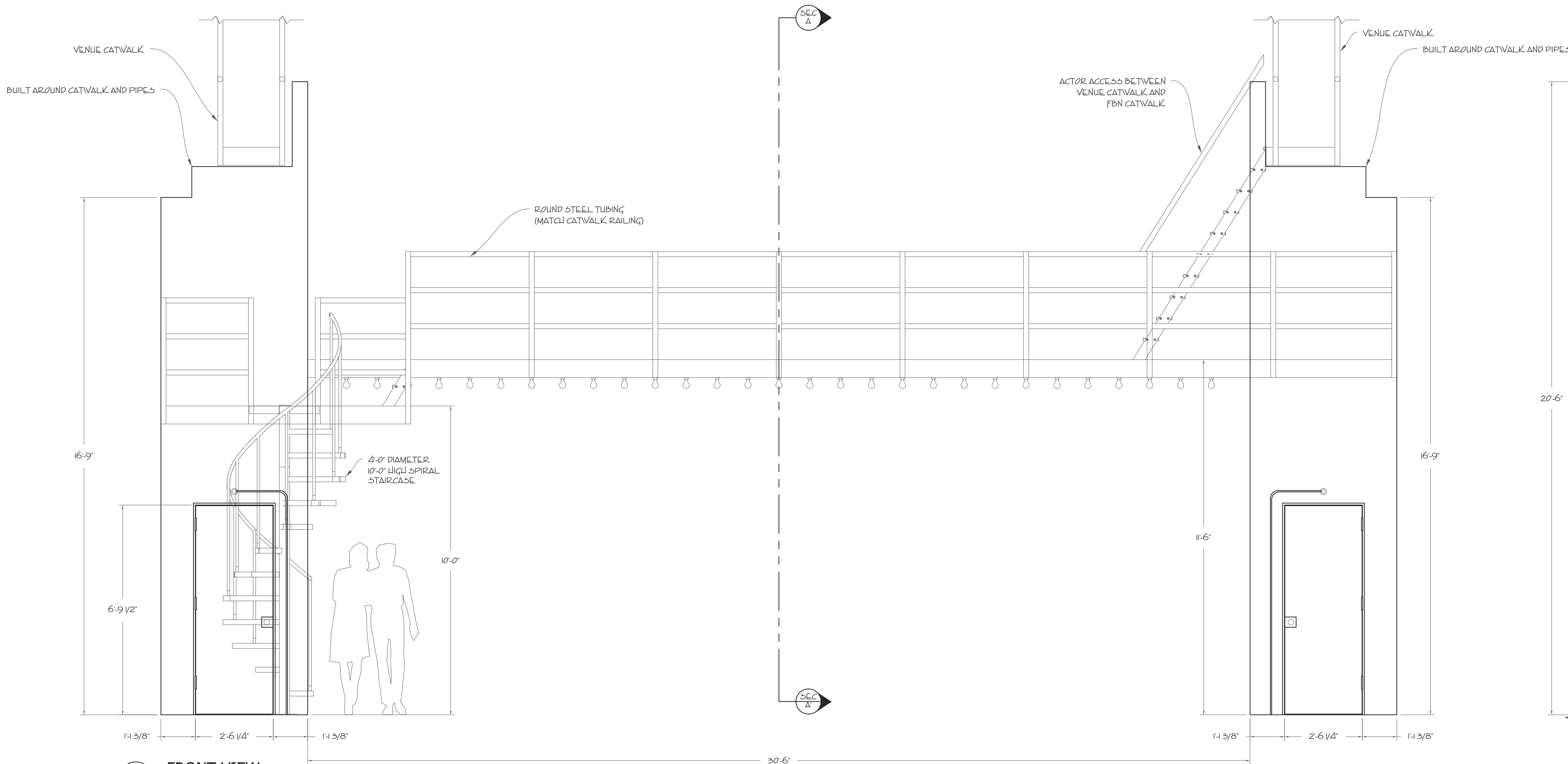
FLY BY NIGHT
BY: WILL CONNOLLY,
MICHAEL MITNICK, AND
KIM ROSENSTOCK

**KALITA
HUMPHREY'S
THEATER**

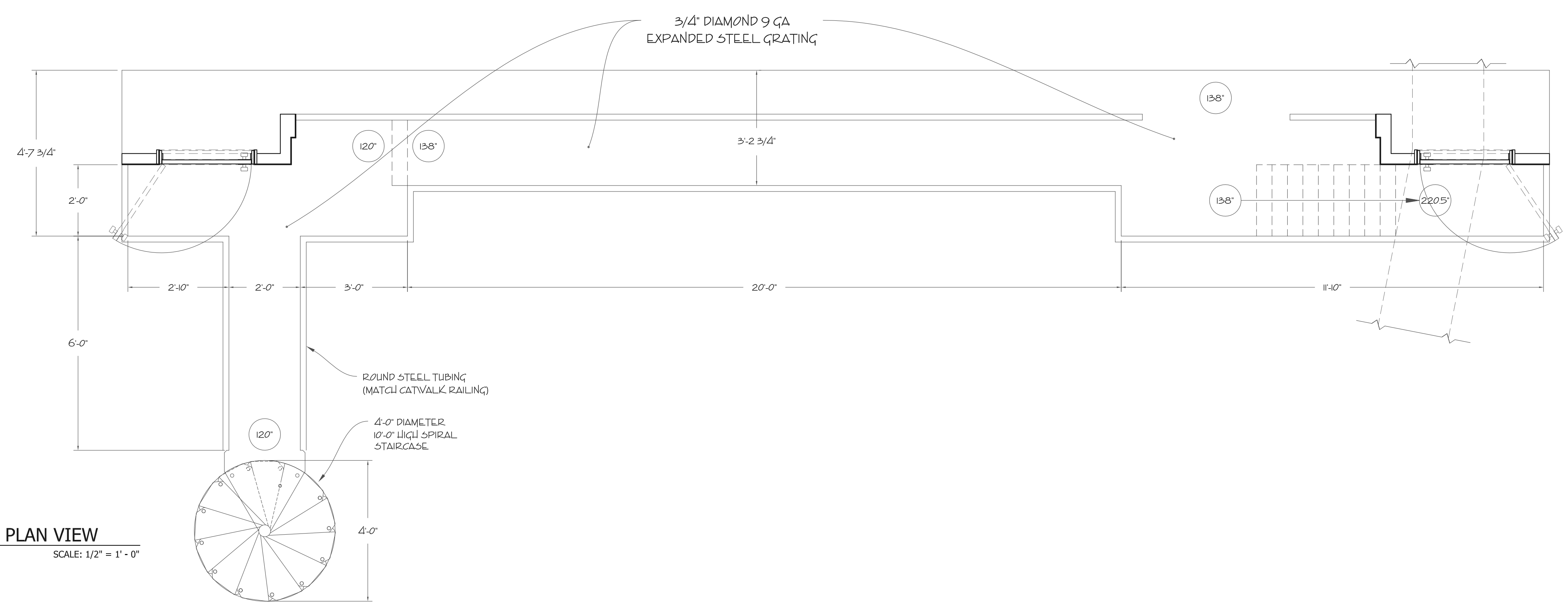
PRODUCER
DALLAS THEATER CENTER
DIRECTOR
BILL FENNELLY
SET DESIGNER
DANE LAFFREY
LIGHTING DESIGNER
PAUL TOBEN

DRAWING
**WALL
COMPOSITE**
DATE
12/21/2012
VERSION
1.0
DRAWN BY
SCOTT TEDMON-JONES
scott@stjdesign.com // 412.760.4474

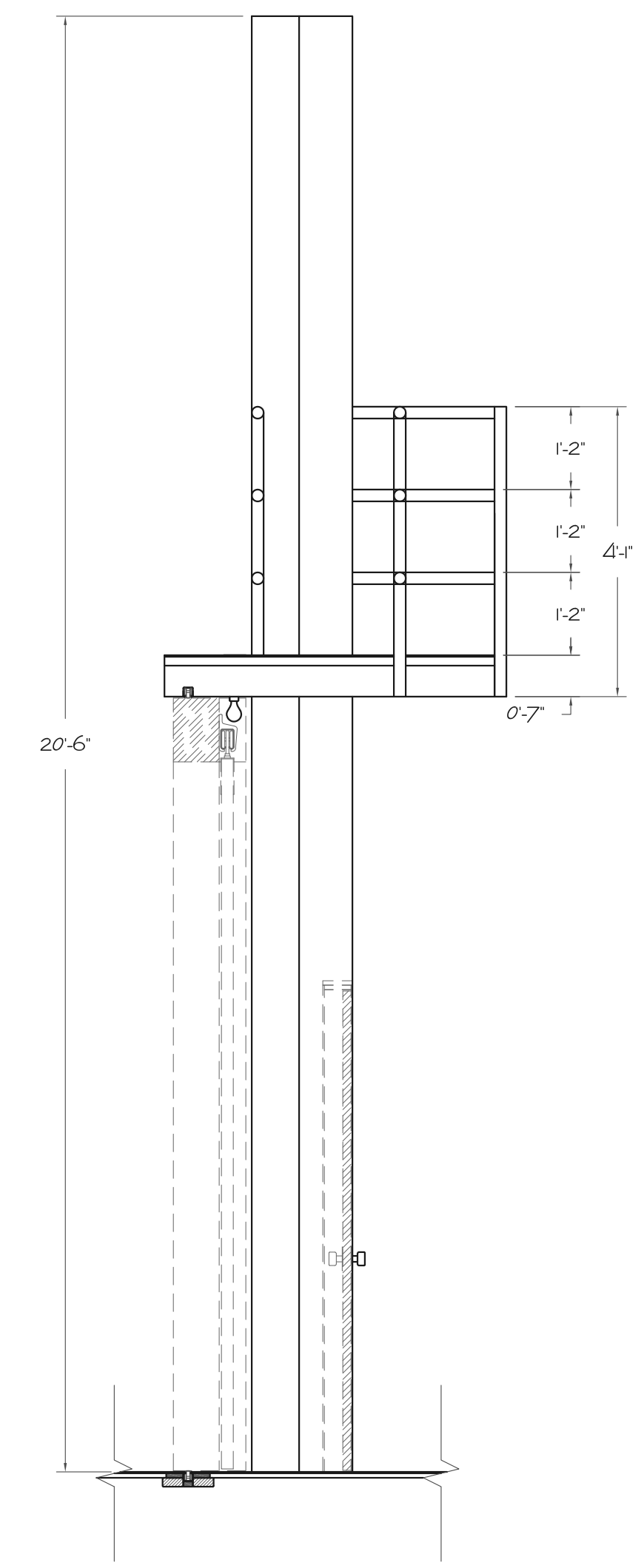
PLATE / OF
5/14
SCALE
1/2" = 1'-0"



1 FRONT VIEW
SCALE: 1/2" = 1' - 0"




2 PLAN VIEW
SCALE: 1/2" = 1' - 0"



3 SECTION A:A'
SCALE: 1/2" = 1' - 0"

NOTES:
PAINT WALLS AND DOORS WITH A DISTRESSED BLACK FINISH TO MATCH EXISTING VENUE WALLS. DISTRESSING INCLUDES DUST/CHALK MARKS/OLD TAPE & HARDWARE/PAINT SPLATTER/OTHER THEATRE DETRITUS.
DOORS SHOULD BE SALVAGED/FROM STOCK WITH EXISTING HARDWARE. DRESSING ROOM DOOR HARDWARE SHOULD MATCH OTHER DOOR. HARDWARE WILL BE DIFFERENT. FURTHER INFO T.B.D.



BID / BUILD
BUILD

IMPORTANT DISCLAIMER
THIS DRAWING REPRESENTS VISUAL CONCEPTS AND CONSTRUCTION SUGGESTIONS ONLY. IT DOES NOT REPLACE THE KNOWLEDGE AND ADVICE OF A LICENSED STRUCTURAL ENGINEER. THE DESIGNER, OR HIS STAFF, ARE NOT QUALIFIED TO DETERMINE THE STRUCTURAL SUITABILITY OF THE DESIGN AND WILL NOT ASSUME RESPONSIBILITY OR LIABILITY FOR IMPROPER ENGINEERING OR USE THAT RESULTS IN DAMAGE OR INJURY TO PERSONS OR PROPERTY.

FLY BY NIGHT

BY: WILL CONNOLLY,
MICHAEL MITNICK, AND
KIM ROSENSTOCK

KALITA HUMPHREY'S THEATER

PRODUCER
DALLAS THEATER CENTER

DIRECTOR
BILL FENNELLY

SET DESIGNER
DANE LAFFREY

LIGHTING DESIGNER
PAUL TOBEN

DRAWING
FIXED WALL ELEVATION

DATE
1/21/2013

VERSION
1.1

DRAWN BY
SCOTT TEDMON-JONES
scott@stjdesign.com // 412.760.4474

PLATE / OF
6/14

SCALE
1/2" = 1'-0"

NOTES
PAINT WALLS AND DOORS WITH A DISTRESSED BLACK FINISH TO MATCH EXISTING VENUE WALLS.
DISTRESSING INCLUDES DUST/CHALK MARKS/OLD TAPE & HARDWARE/PAINT SPLATTER/OTHER THEATRE DETRITUS

SLIDING DOORS OPERATE VIA AUTOMATION OR MANUALLY BY CREW. EACH DOOR OPENS AND CLOSES INDEPENDENTLY OF THE OTHER.

HEADER WALL FLIES OUT FOR THE LAST SCENE.

SR & SL WALLS TRACK OFFSTAGE FOR THE LAST SCENE.

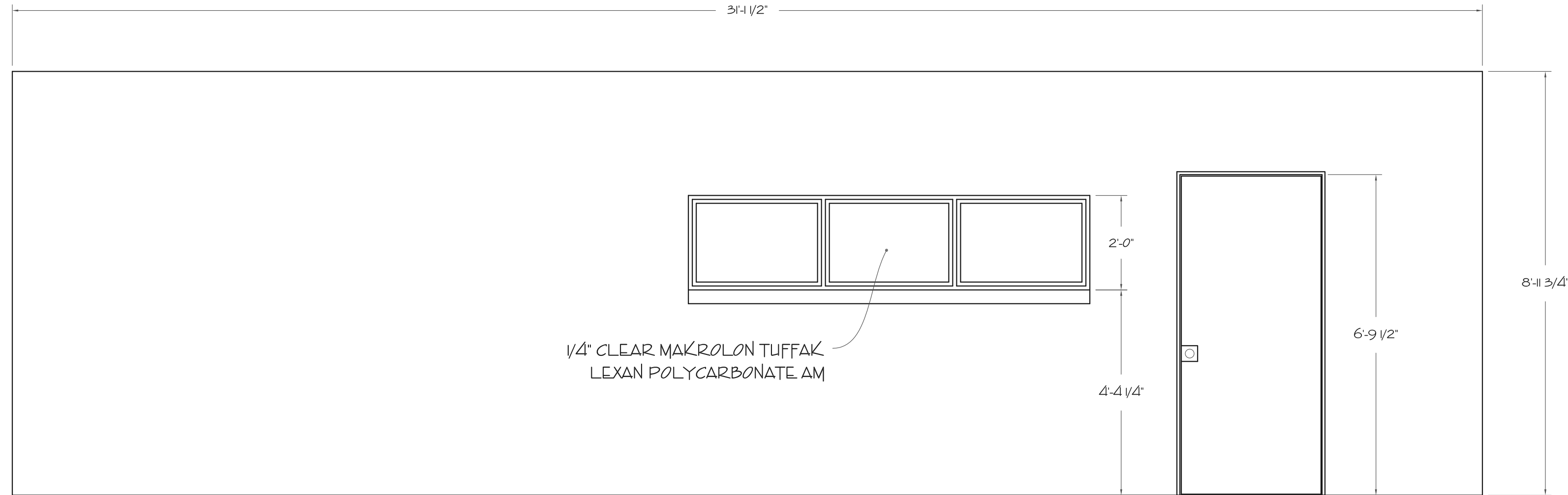
DOORS SHOULD BE SALVAGED/FROM STOCK WITH EXISTING HARDWARE. DRESSING ROOM DOOR HARDWARE SHOULD MATCH. OTHER DOOR HARDWARE WILL BE DIFFERENT. FURTHER INFO TBD.

IDEALLY THE BAND ROOM WILL BE RIGGED TO SNOW, RAIN AND WIND (FANS)

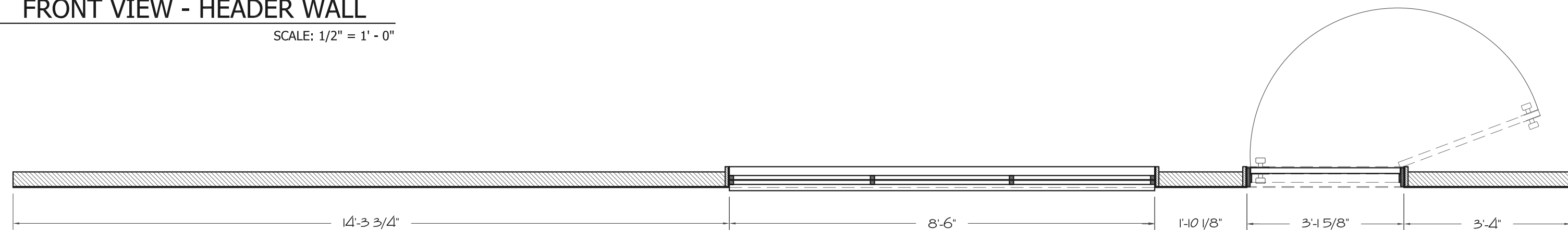
*SNOW WILL BE A SNOW BAG

*RAIN WILL BE IN A CONTAINED SYSTEM ON THE UPSTAGE SIDE OF THE WINDOW

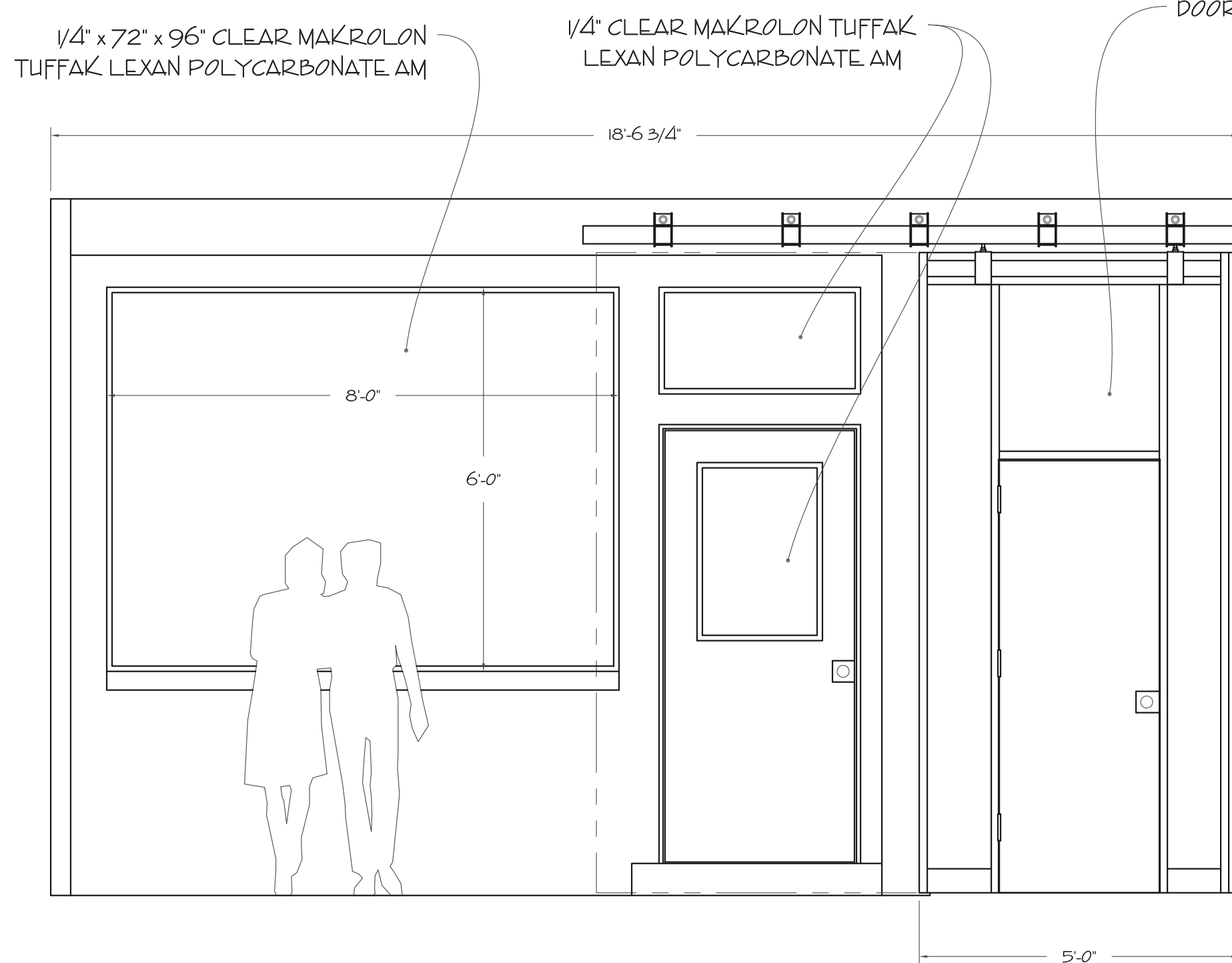
*WIND WILL BE MADE BY FANS



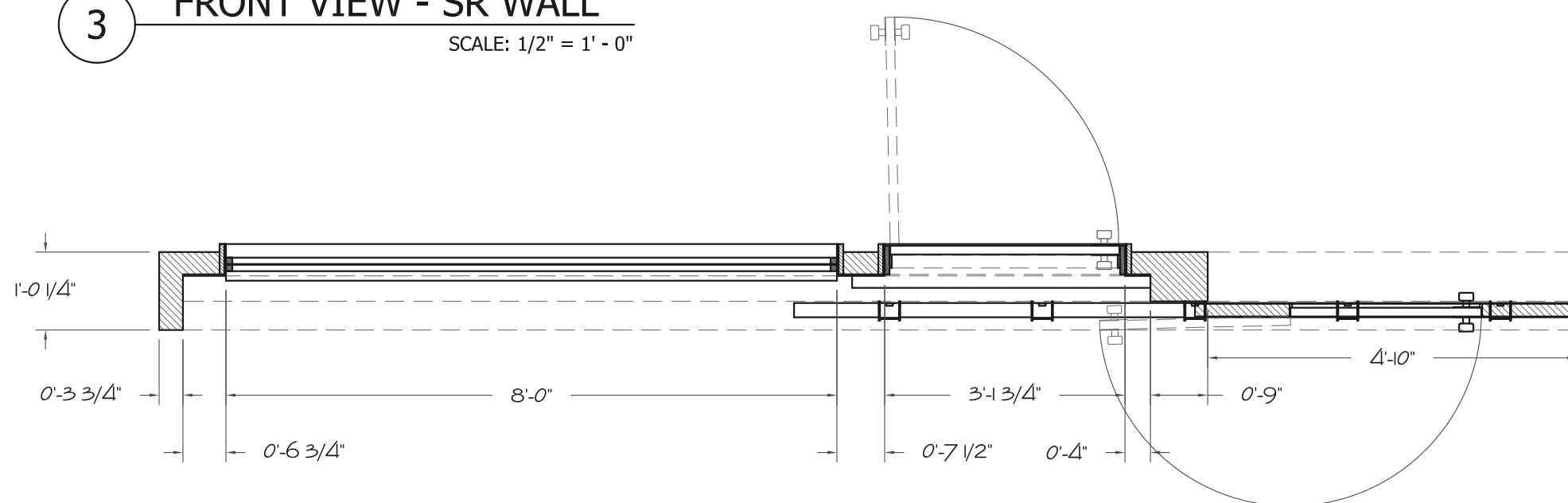
1 FRONT VIEW - HEADER WALL
SCALE: 1/2" = 1' - 0"



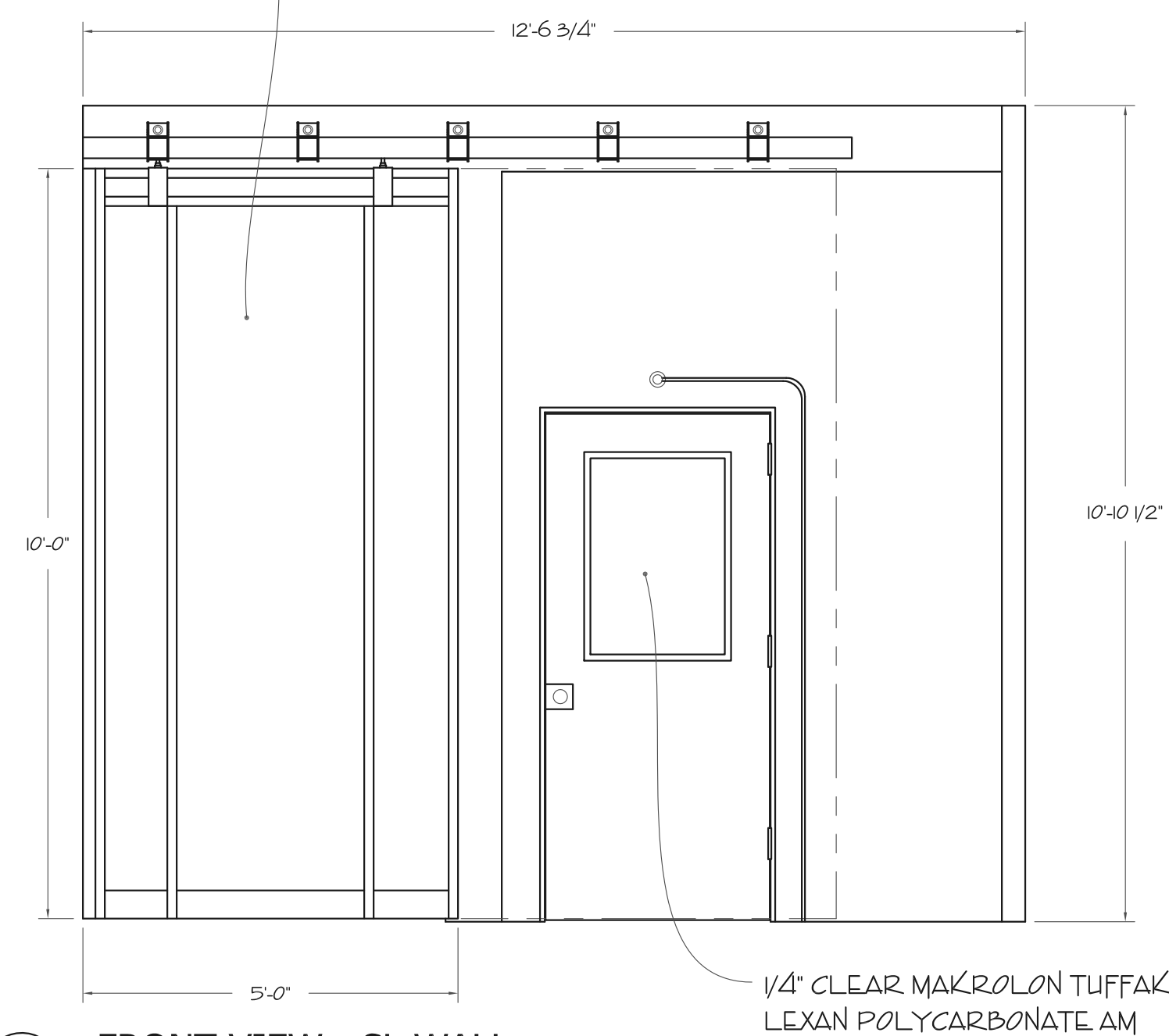
2 PLAN VIEW - HEADER WALL
SCALE: 1/2" = 1' - 0"



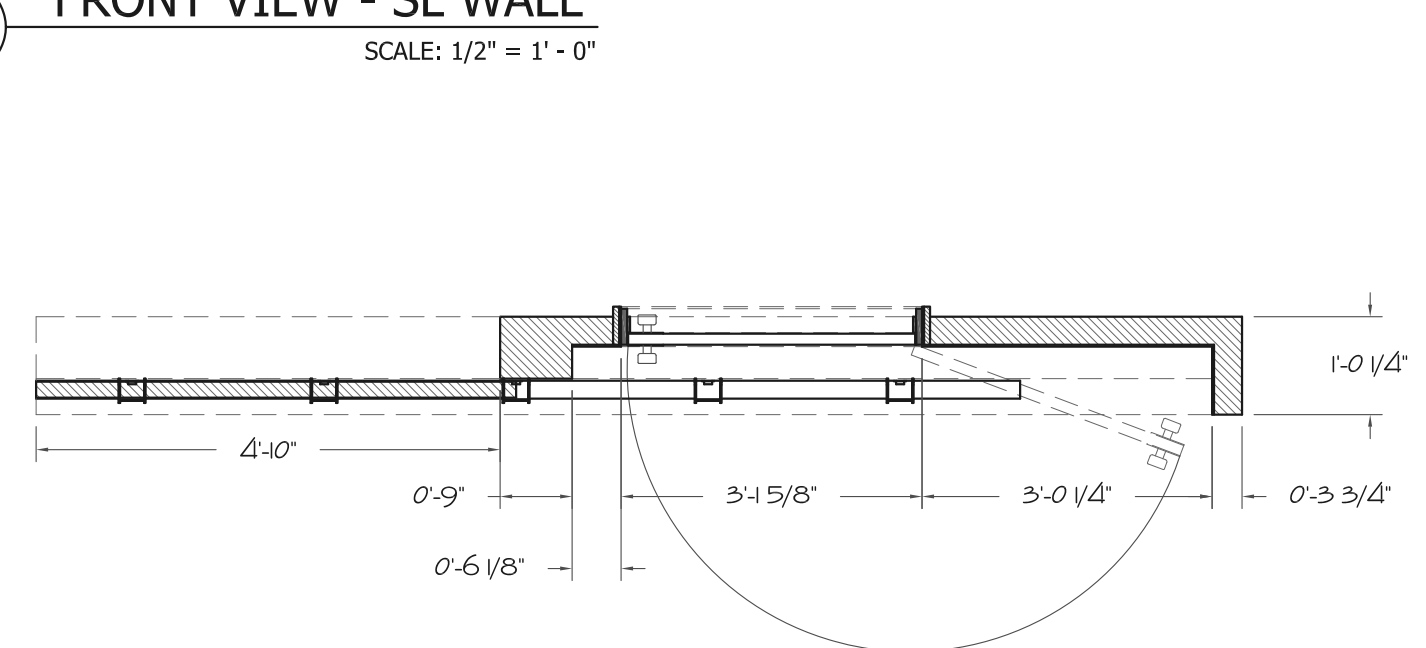
3 FRONT VIEW - SR WALL
SCALE: 1/2" = 1' - 0"



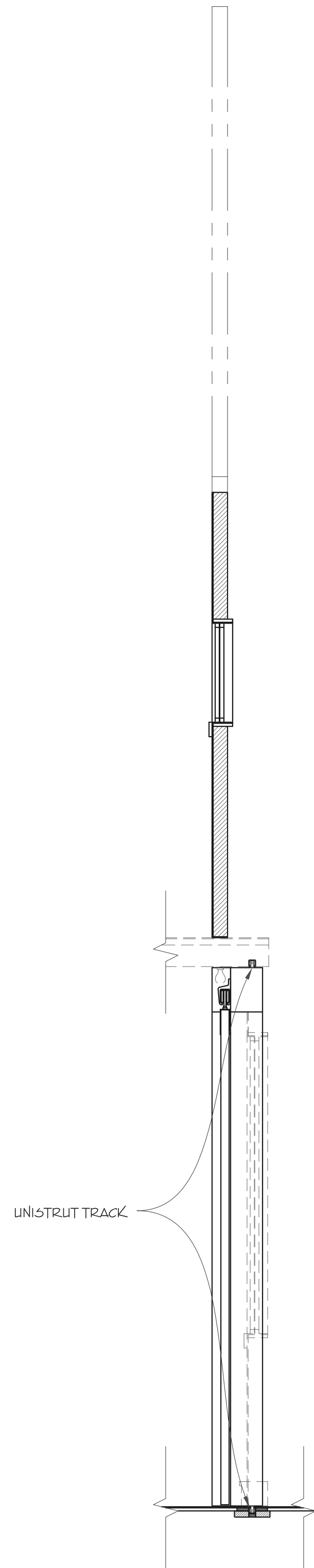
4 PLAN VIEW - SR WALL
SCALE: 1/2" = 1' - 0"



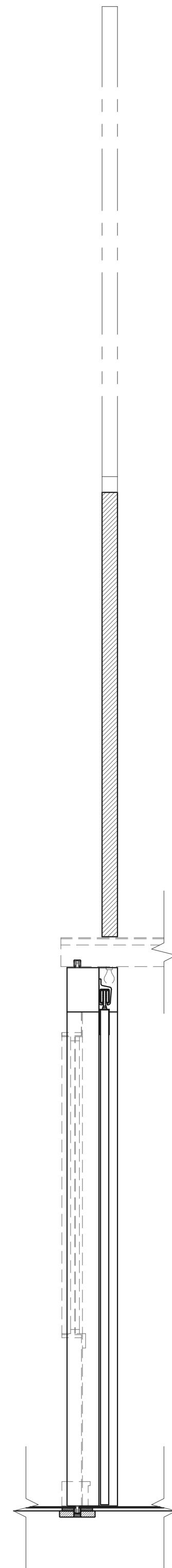
6 FRONT VIEW - SL WALL
SCALE: 1/2" = 1' - 0"



7 PLAN VIEW - SL WALL
SCALE: 1/2" = 1' - 0"




5 SIDE VIEW
SCALE: 1/2" = 1' - 0"



8 SIDE VIEW
SCALE: 1/2" = 1' - 0"

DANE LAFFREY
set and costume designer

WWW.DANELAFFREY.COM



BID / BUILD

BUILD

IMPORTANT DISCLAIMER

THIS DRAWING REPRESENTS VISUAL CONCEPTS AND CONSTRUCTION SUGGESTIONS ONLY. IT DOES NOT REPLACE THE KNOWLEDGE AND ADVICE OF A LICENSED STRUCTURAL ENGINEER. THE DESIGNER, OR HIS STAFF, ARE NOT QUALIFIED TO DETERMINE THE STRUCTURAL SUITABILITY OF THE DESIGN AND WILL NOT ASSUME RESPONSIBILITY OR LIABILITY FOR IMPROPER ENGINEERING OR USE THAT RESULTS IN DAMAGE OR INJURY TO PERSONS OR PROPERTY.

FLY BY NIGHT

BY: WILL CONNOLLY,
MICHAEL MITNICK, AND
KIM ROSENSTOCK

KALITA
HUMPHREY'S
THEATER

PRODUCER
DALLAS THEATER CENTER

DIRECTOR
BILL FENNELLY

SET DESIGNER
DANE LAFFREY

LIGHTING DESIGNER
PAUL TOBEN

DRAWING
FIXED WALL
ELEVATION

DATE
12/21/2012

VERSION
1.0

DRAWN BY
SCOTT TEDMON-JONES
scott@stjdesign.com // 412.760.4474

PLATE / OF

7/14

SCALE

1/2" = 1'-0"

NOTES:
BAND ROOM IS BUILT IN TWO SECTIONS.
1) THE PLATFORM, AND
2) THE WALLS AND CEILING

THE WALLS AND CEILING FLY OUT FOR THE FINAL SCENE.

THE PLATFORM TRACKS TO CENTER WITH THE BAND DURING
A BLACKOUT FOR THE FINAL SCENE.

IDEALLY THE BAND ROOM WILL BE RIGGED TO SNOW, RAIN,
AND WIND (FANS).
*SNOW WILL BE A SNOW BAG.
*RAIN WILL BE IN A CONTAINED SYSTEM ON THE UPSTAGE
SIDE OF THE WINDOW.
*WIND WILL BE MADE BY FANS.

ARMSTRONG 12" x 12" IMPRESSION
HOMESTYLE CEILING PANEL
(LOVE'S ITEM #8726)

FLUORESCENT LIGHT FIXTURE

6 SECTION D:D' - CEILING

SCALE: 1/2" = 1' - 0"

R1 REFERENCE: WALL TREATMENT

NO SCALE

R2 REFERENCE: CEILING TREATMENT

NO SCALE

3 SECTION B:B' - WALL B

SCALE: 1/2" = 1' - 0"

4 SECTION C:C' - WALL C1 - INTERIOR

SCALE: 1/2" = 1' - 0"

5 WALL C2 - EXTERIOR

SCALE: 1/2" = 1' - 0"

2 SECTION A:A' - WALL A

SCALE: 1/2" = 1' - 0"

1 PLAN VIEW

SCALE: 1/2" = 1' - 0"

7 PLATFORM LAYOUT

SCALE: 1/2" = 1' - 0"



WALL AND
CEILING SECTION
ARE FLOWN OUT
FOR THE FINAL
SCENE.

DS FACE OF THE PLATFORM IS
OPEN WITH ADDITIONAL TYPE A
BULBS MOUNTED UNDERNEATH

GEORGIA PACIFIC 1/8" X 48" X 96" HICKORY MDF WALL PANEL
(LOVE'S ITEM #86415)


PLATFORM AND
WALL SEPARATION
POINT

MOVALIK TEASEL
TWO BLACK ICE
7989 COMMERCIAL
CARPET OR
SIMILAR

AUTOMATION TRACK

DANE LAFFREY
set and costume designer

WWW.DANELAFFREY.COM



BID / BUILD

BUILD

IMPORTANT DISCLAIMER

THIS DRAWING REPRESENTS VISUAL
CONCEPTS AND CONSTRUCTION
SUGGESTIONS ONLY. IT DOES NOT
REPLACE THE KNOWLEDGE AND ADVICE
OF A LICENSED STRUCTURAL ENGINEER.
THE DESIGNER, OR HIS STAFF, ARE NOT
QUALIFIED TO DETERMINE THE
STRUCTURAL SUITABILITY OF THE
DESIGN AND WILL NOT ASSUME
RESPONSIBILITY OR LIABILITY FOR
IMPROPER ENGINEERING OR USE THAT
RESULTS IN DAMAGE OR INJURY TO
PERSONS OR PROPERTY.

FLY BY NIGHT

BY: WILL CONNOLLY,
MICHAEL MITNICK, AND
KIM ROSENSTOCK

KALITA
HUMPHREY'S
THEATER

PRODUCER

DALLAS THEATER CENTER

DIRECTOR

BILL FENNELLY

SET DESIGNER

DANE LAFFREY

LIGHTING DESIGNER

PAUL TOBEN

DRAWING

BAND ROOM

DATE

12/21/2012

VERSION

1.0

DRAWN BY

SCOTT TEDMON-JONES


scott@stjdesign.com // 412.760.4474

PLATE / OF

8/14

SCALE

1/2" = 1'-0"



BID / BUILD

BUILD

IMPORTANT DISCLAIMER

THIS DRAWING REPRESENTS VISUAL CONCEPTS AND CONSTRUCTION SUGGESTIONS ONLY. IT DOES NOT REPLACE THE KNOWLEDGE AND ADVICE OF A LICENSED STRUCTURAL ENGINEER. THE DESIGNER, OR HIS STAFF, ARE NOT QUALIFIED TO DETERMINE THE STRUCTURAL SUITABILITY OF THE DESIGN AND WILL NOT ASSUME RESPONSIBILITY OR LIABILITY FOR IMPROPER ENGINEERING OR USE THAT RESULTS IN DAMAGE OR INJURY TO PERSONS OR PROPERTY.

FLY BY NIGHT

BY: WILL CONNOLLY,
MICHAEL MITNICK, AND
KIM ROSENSTOCK

KALITA
HUMPHREY'S
THEATER

PRODUCER
DALLAS THEATER CENTER

DIRECTOR
BILL FENNELLY

SET DESIGNER
DANE LAFFREY

LIGHTING DESIGNER
PAUL TOBEN

DRAWING DRESSING ROOMS

DATE
12/21/2012

VERSION
1.0

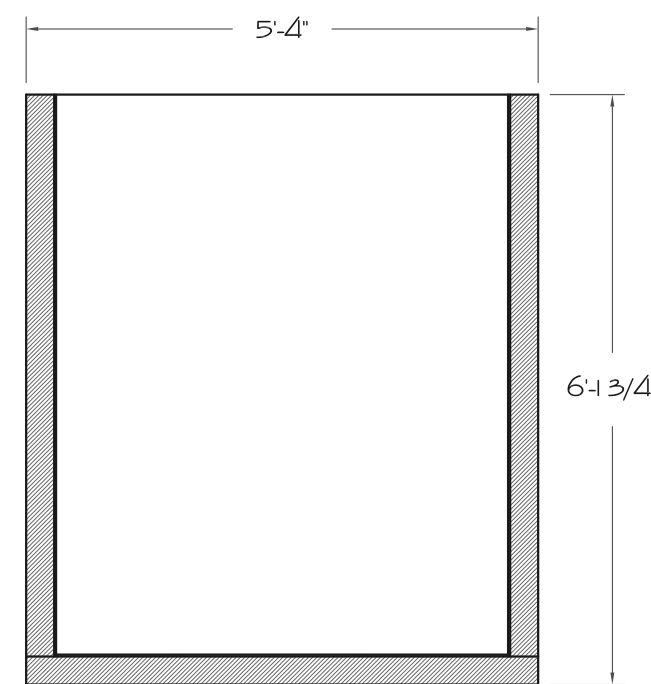
DRAWN BY
SCOTT TEDMON-JONES
scott@stjdesign.com // 412.760.4474

PLATE / OF

9/14

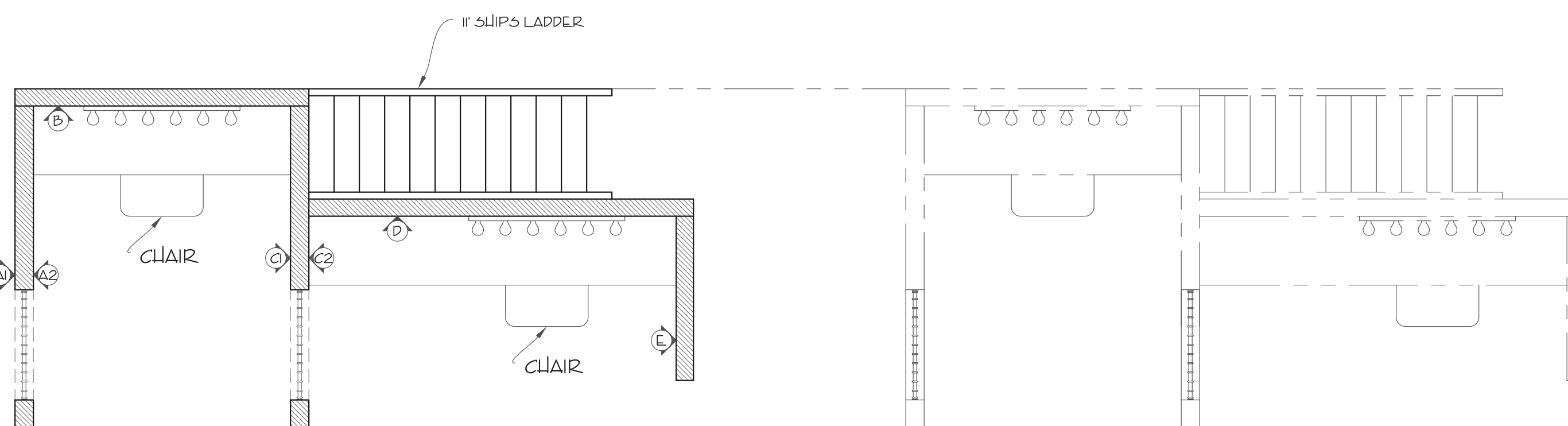
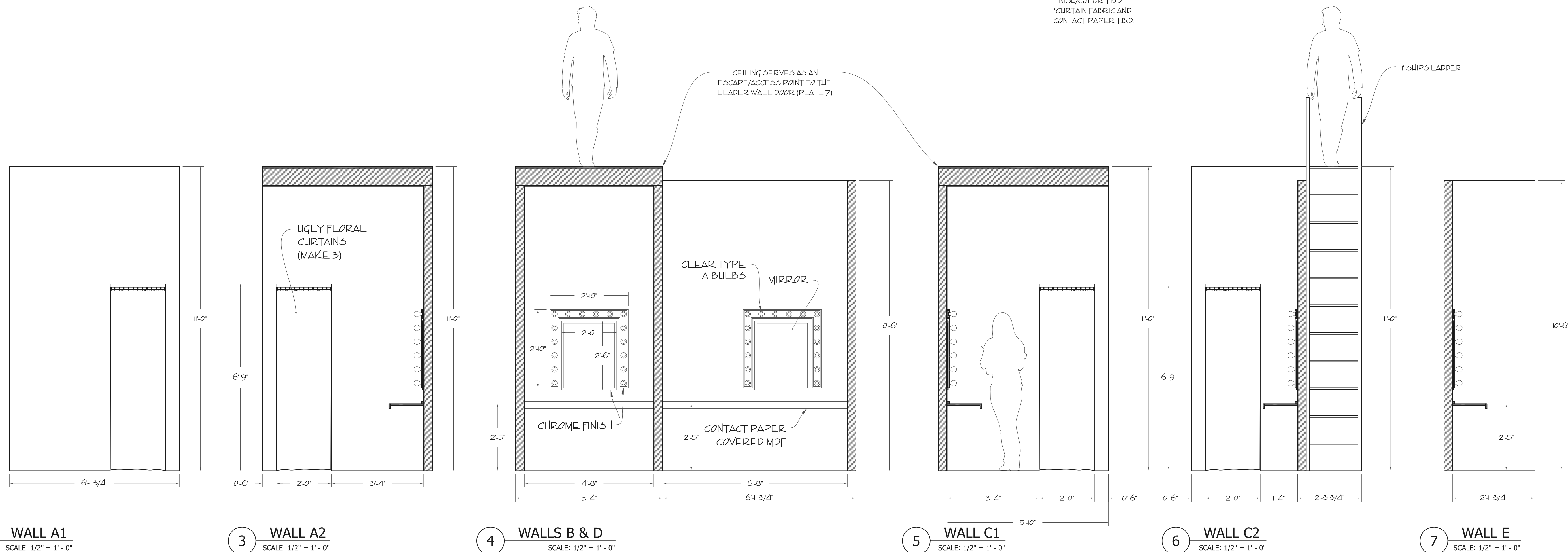
SCALE

1/2" = 1'-0"




8 CEILING
SCALE: 1/2" = 1' - 0"

NOTES
*DRESSING ROOM CEILING
SERVES AS AN
ESCAPE/ACCESS POINT TO
THE HEADER WALL DOOR
(PLATE 7)
*DRESSING ROOMS/SLEEP
LADDER MOVE INTO THE
SOLVINGS FOR THE FINAL
SCENE
*WALL PAINT
FINISH/COLOR T.B.D.
*CURTAIN FABRIC AND
CONTACT PAPER T.B.D.



1 PLAN VIEW
SCALE: 1/2" = 1' - 0"



BID / BUILD

BUILD

IMPORTANT DISCLAIMER

THIS DRAWING REPRESENTS VISUAL CONCEPTS AND CONSTRUCTION SUGGESTIONS ONLY. IT DOES NOT REPLACE THE KNOWLEDGE AND ADVICE OF A LICENSED STRUCTURAL ENGINEER. THE DESIGNER, OR HIS STAFF, ARE NOT QUALIFIED TO DETERMINE THE STRUCTURAL SUITABILITY OF THE DESIGN AND WILL NOT ASSUME RESPONSIBILITY OR LIABILITY FOR IMPROPER ENGINEERING OR USE THAT RESULTS IN DAMAGE OR INJURY TO PERSONS OR PROPERTY.

FLY BY NIGHT

BY: WILL CONNOLLY,
MICHAEL MITNICK, AND
KIM ROSENSTOCK

KALITA
HUMPHREY'S
THEATER

PRODUCER
DALLAS THEATER CENTER

DIRECTOR
BILL FENNELLY

SET DESIGNER
DANE LAFFREY

LIGHTING DESIGNER
PAUL TOBEN

DRAWING

STORE & APARTMENT

DATE
1/28/2013

VERSION
1.1

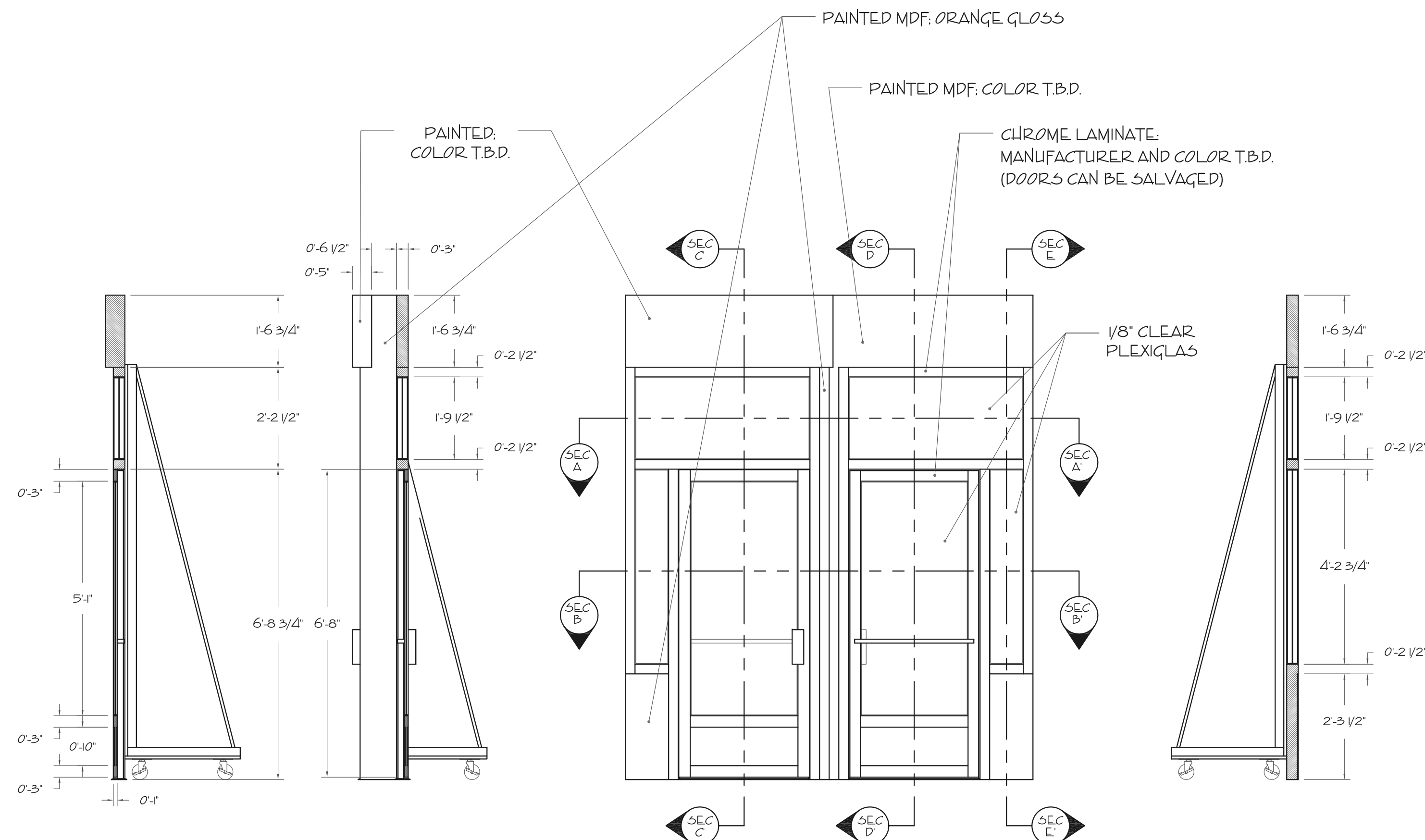
DRAWN BY
SCOTT TEDMON-JONES
scott@stjdesign.com // 412.760.4474

PLATE / OF

10/14

SCALE

1/2" = 1'-0"

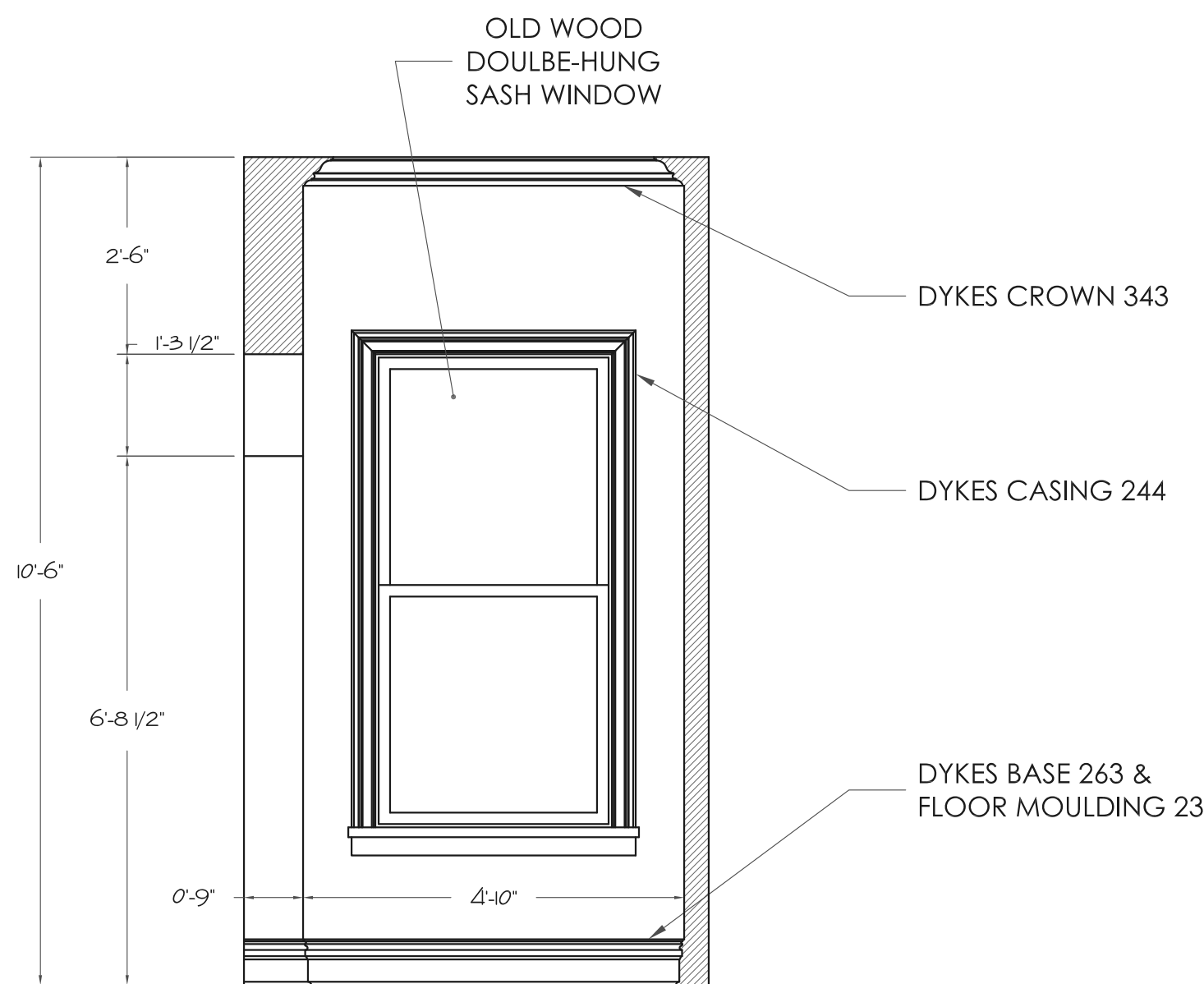



SECTION C:C'
SANDWICH SHOP WALL

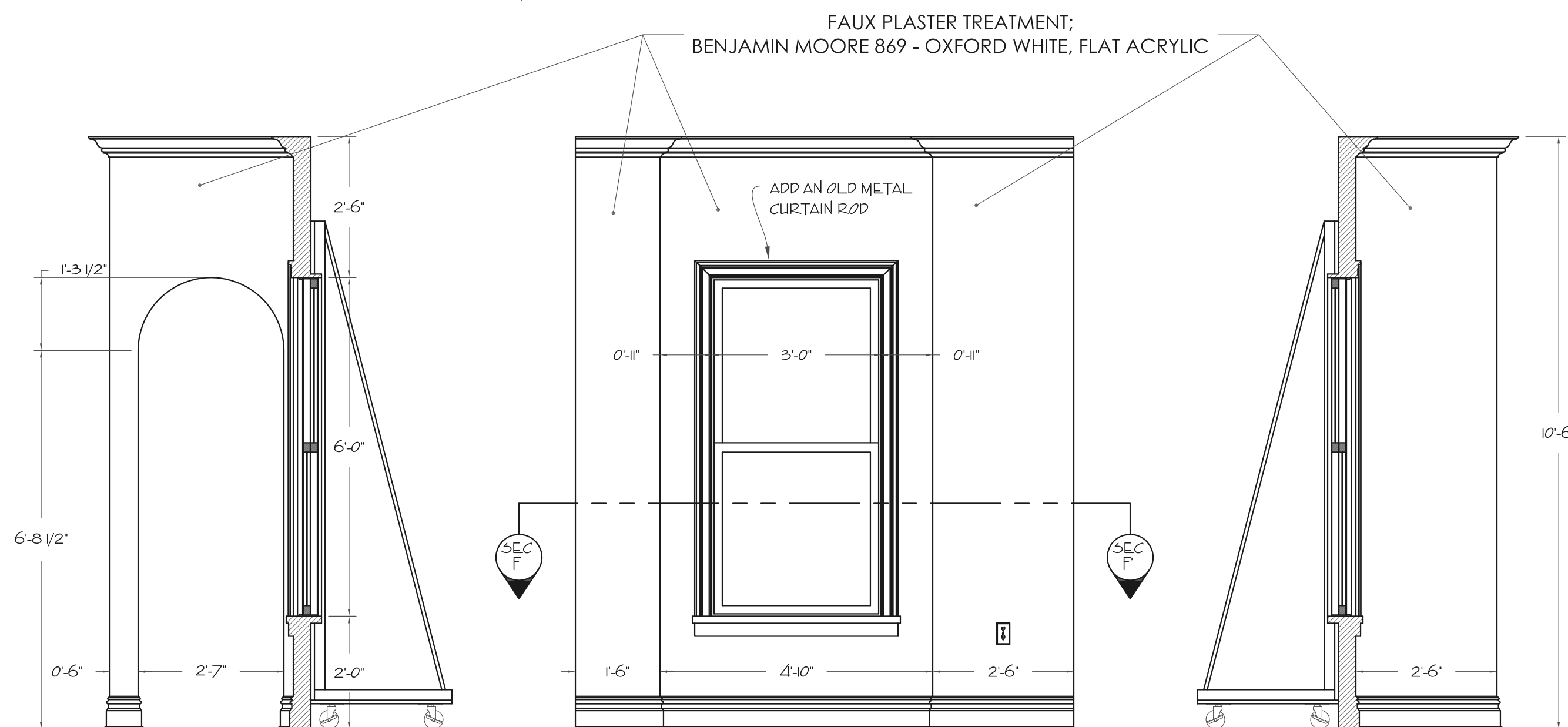
SECTION D:D'
SANDWICH SHOP WALL

FRONT ELEVATION
SANDWICH SHOP WALL

SECTION E:E'
SANDWICH SHOP WALL



SECTION G:G'
APARTMENT



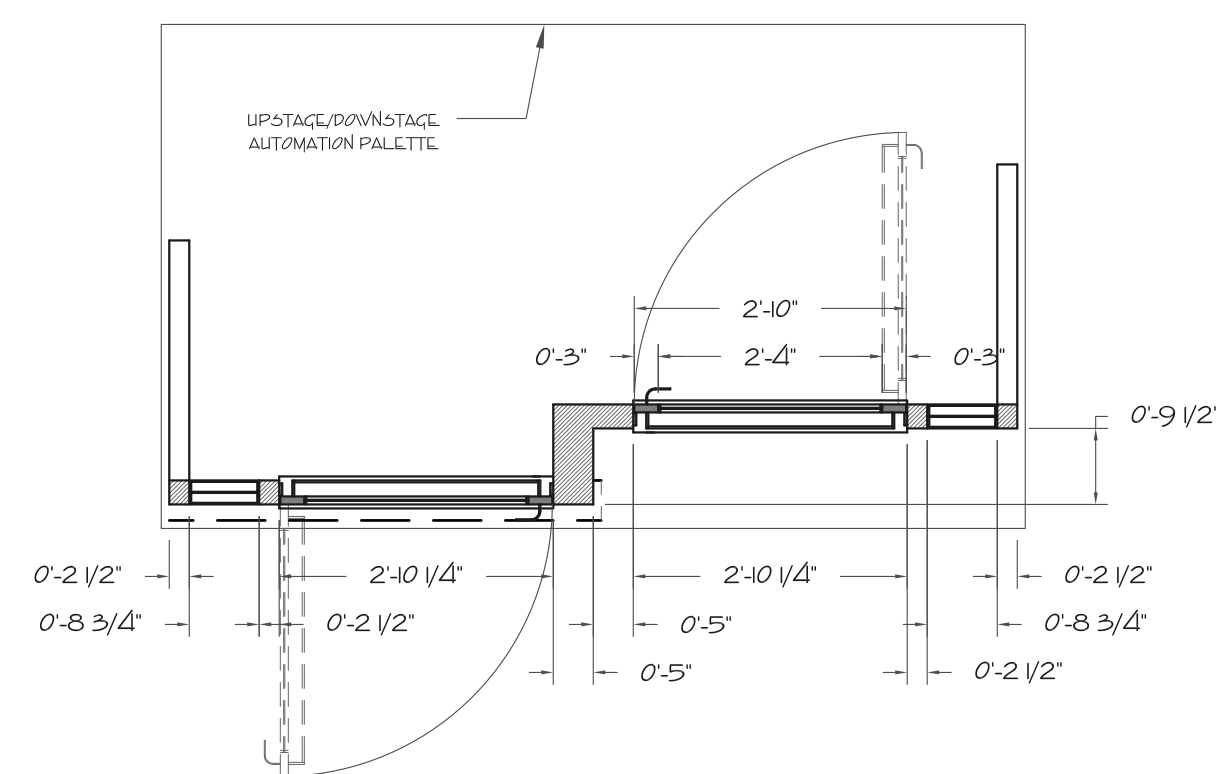
SECTION H:H'
APARTMENT

FRONT ELEVATION
APARTMENT

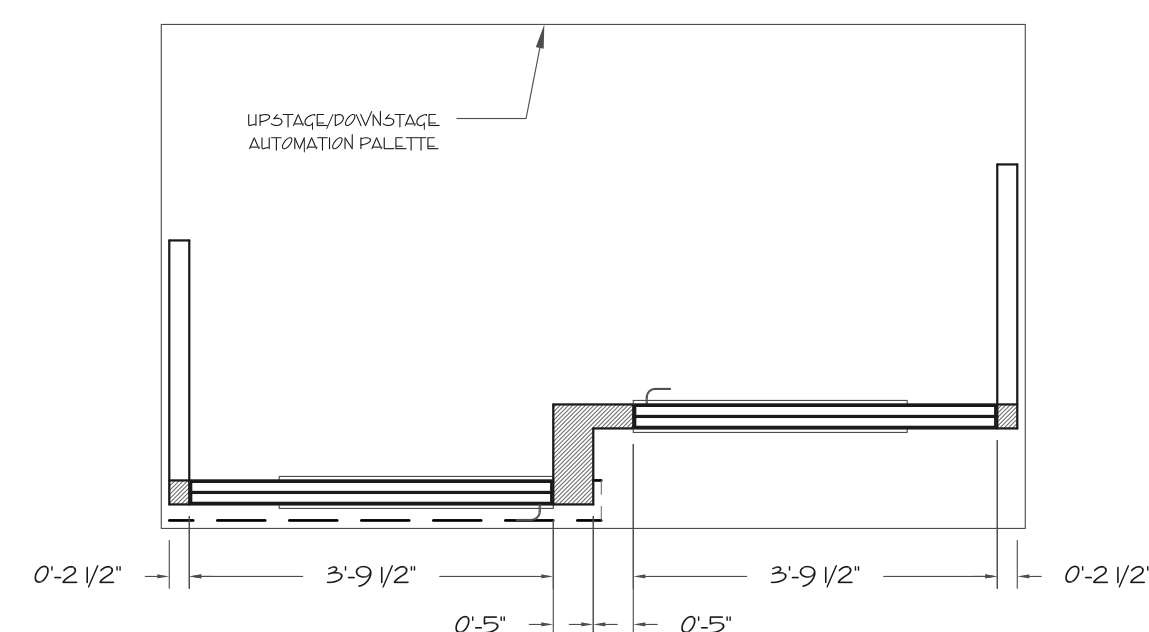
SECTION I:I'
APARTMENT



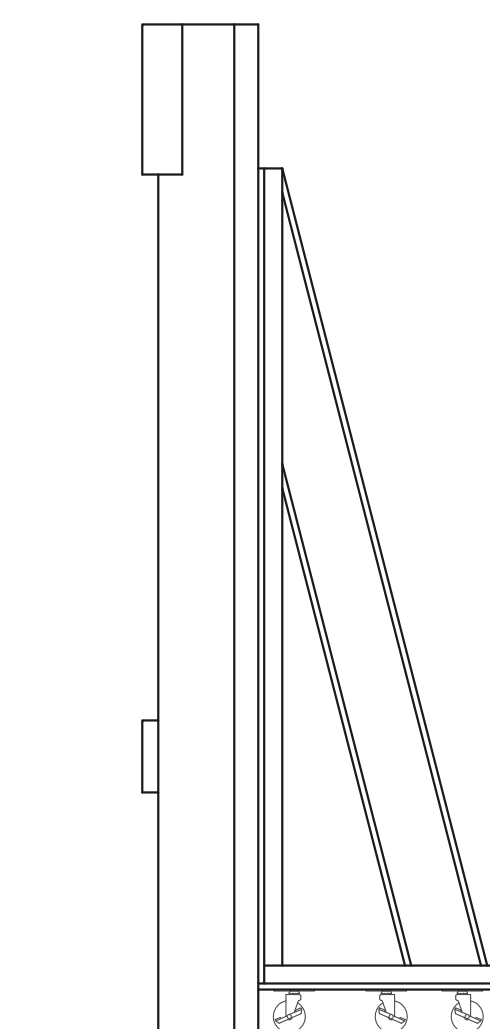
REFERENCE IMAGES
SANDWICH SHOP WALL



SECTION A:A'
SANDWICH SHOP WALL



SECTION B:B'
SANDWICH SHOP WALL



SIDE VIEW
SANDWICH SHOP WALL

NOTES:

- USE LIFT OR TIP JACKS ON BOTH PIECES TO HELP WITH SETUP AND STRIKE
- UNITS MAY BE USED INDEPENDENTLY OF AUTOMATION SYSTEM.



BID / BUILD

BUILD

IMPORTANT DISCLAIMER

THIS DRAWING REPRESENTS VISUAL CONCEPTS AND CONSTRUCTION SUGGESTIONS ONLY. IT DOES NOT REPLACE THE KNOWLEDGE AND ADVICE OF A LICENSED STRUCTURAL ENGINEER. THE DESIGNER, OR HIS STAFF, ARE NOT QUALIFIED TO DETERMINE THE STRUCTURAL SUITABILITY OF THE DESIGN AND WILL NOT ASSUME RESPONSIBILITY OR LIABILITY FOR IMPROPER ENGINEERING OR USE THAT RESULTS IN DAMAGE OR INJURY TO PERSONS OR PROPERTY.

FLY BY NIGHT

BY: WILL CONNOLLY,
MICHAEL MITNICK, AND
KIM ROSENSTOCK

**KALITA
HUMPHREY'S
THEATER**

PRODUCER
DALLAS THEATER CENTER

DIRECTOR
BILL FENNELLY

SET DESIGNER
DANE LAFFREY

LIGHTING DESIGNER
PAUL TOBEN

DRAWING
**LIGHT BULB
LINESETS**

DATE
12/21/2012

VERSION
1.0

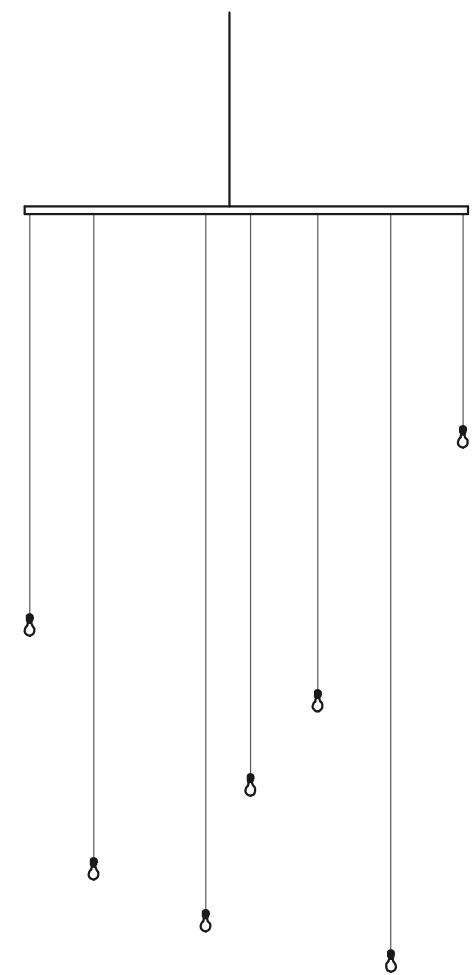
DRAWN BY
SCOTT TEDMON-JONES
scott@stjdesign.com // 412.760.4474

PLATE / OF

11 / 14

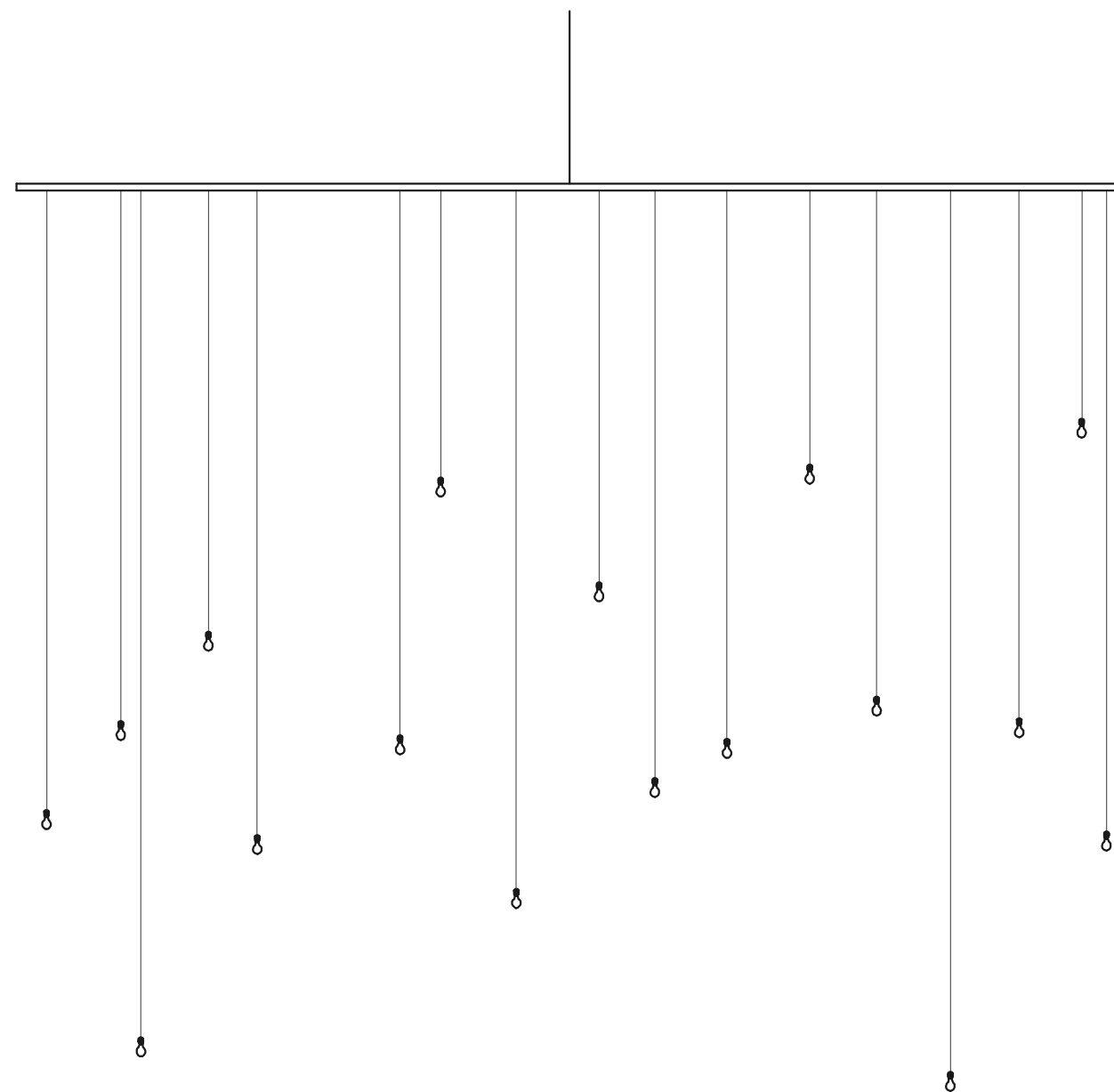
SCALE

1/4" = 1'-0"



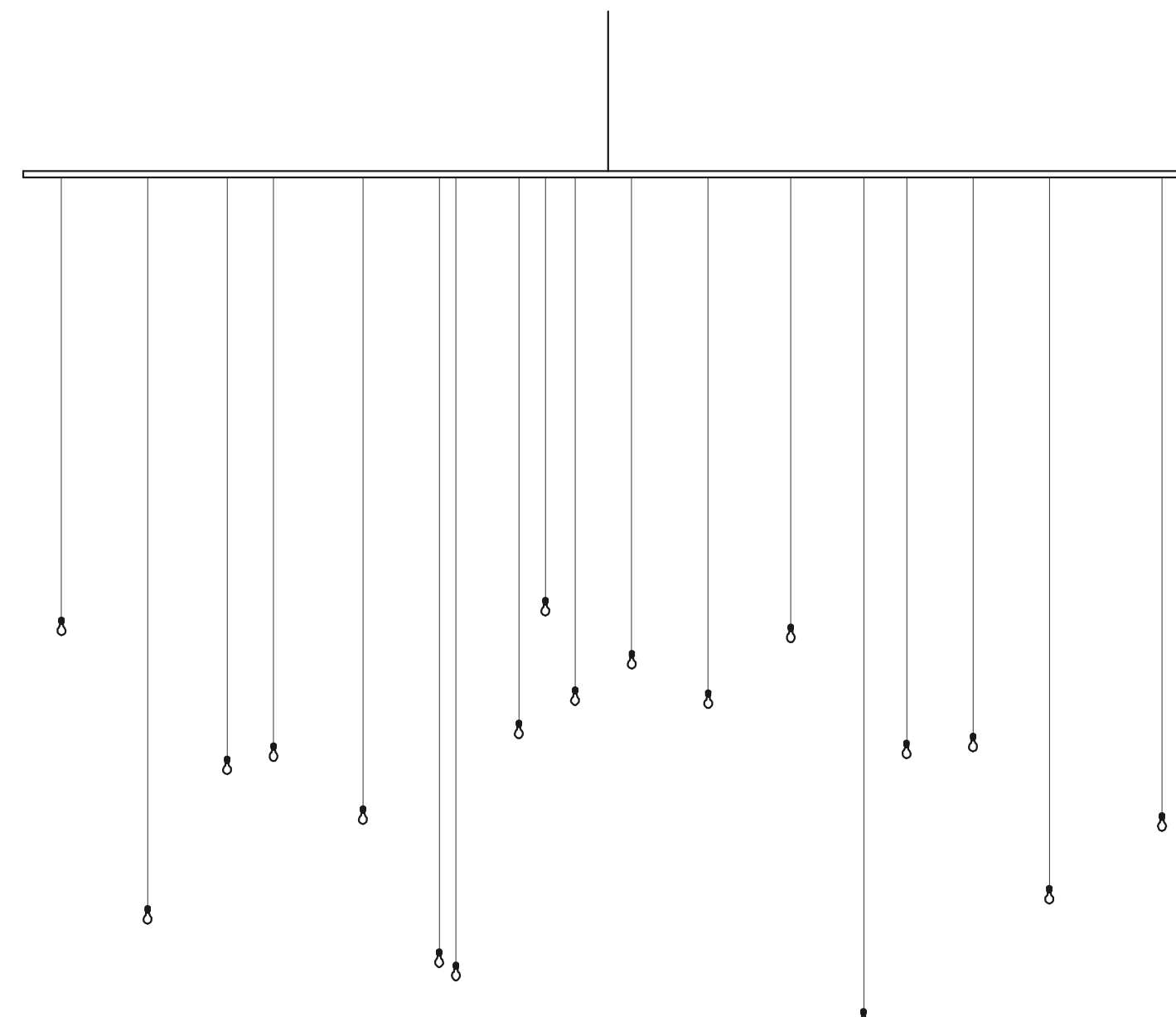
DECK

1 LINESET 1
SCALE: 1/4" = 1' - 0"



DECK

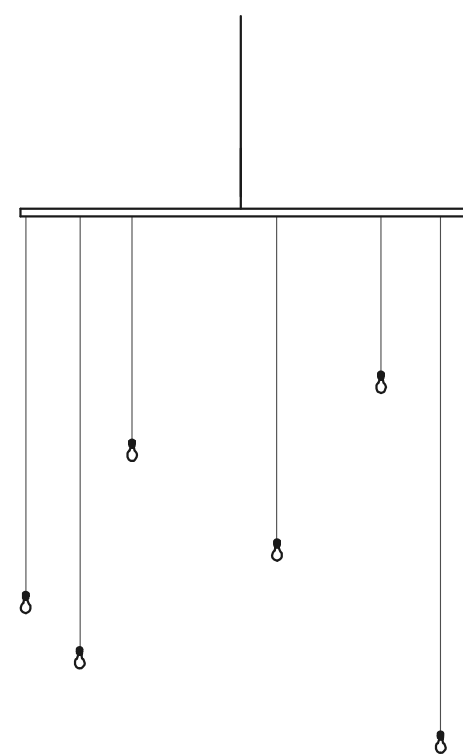
2 LINESET 2
SCALE: 1/4" = 1' - 0"



DECK

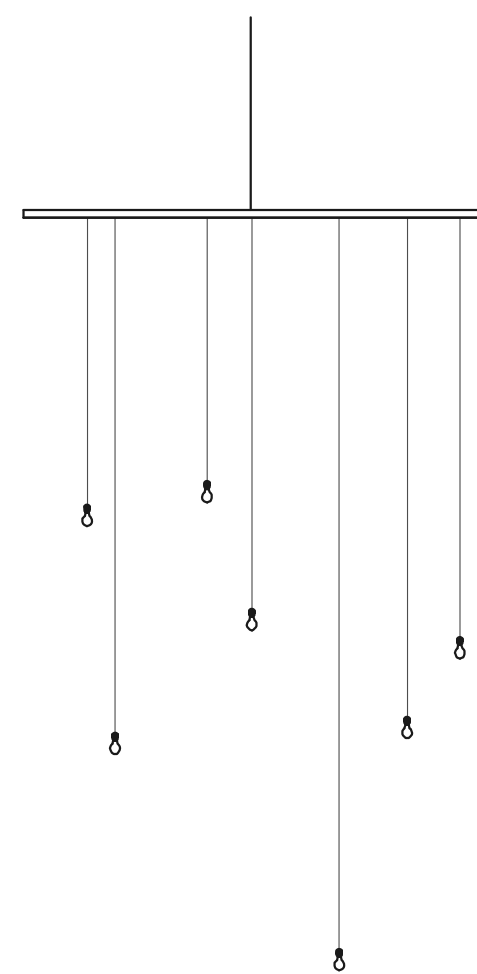
3 LINESET 3
SCALE: 1/4" = 1' - 0"

NOTES:
*ALL SINGLE CLEAR A LAMPS ON INDIVIDUAL DROPS OF BLACK ZIP LINE OR GROUNDED CABLE.
*CONSULT LIGHTING DESIGNER ON CABLE SPECS, CIRCUITING AND FUNCTIONALITY.



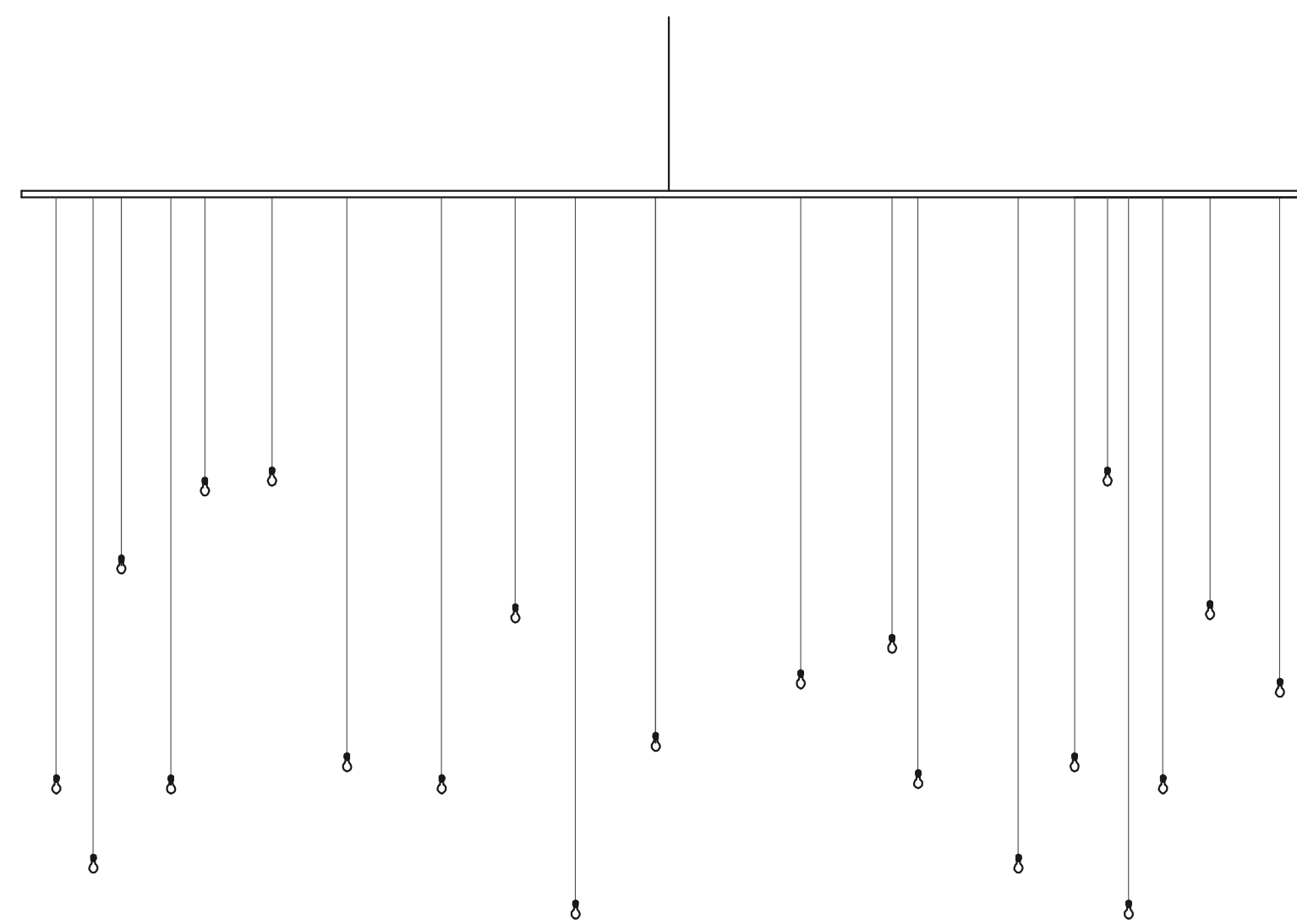
DECK

4 LINESET 4
SCALE: 1/4" = 1' - 0"



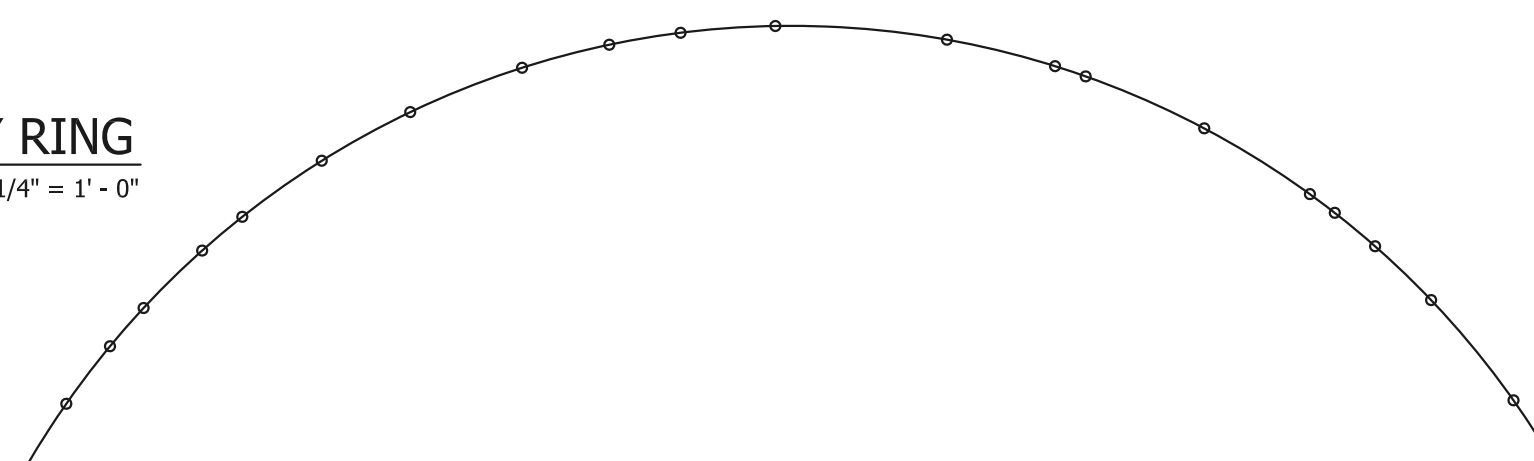
DECK


5 LINESET 5
SCALE: 1/4" = 1' - 0"



DECK

6 LINESET 6 - Y RING
SCALE: 1/4" = 1' - 0"





BID / BUILD

BUILD

IMPORTANT DISCLAIMER

THIS DRAWING REPRESENTS VISUAL CONCEPTS AND CONSTRUCTION SUGGESTIONS ONLY. IT DOES NOT REPLACE THE KNOWLEDGE AND ADVICE OF A LICENSED STRUCTURAL ENGINEER. THE DESIGNER, OR HIS STAFF, ARE NOT QUALIFIED TO DETERMINE THE STRUCTURAL SUITABILITY OF THE DESIGN AND WILL NOT ASSUME RESPONSIBILITY OR LIABILITY FOR IMPROPER ENGINEERING OR USE THAT RESULTS IN DAMAGE OR INJURY TO PERSONS OR PROPERTY.

FLY BY NIGHT

BY: WILL CONNOLLY,
MICHAEL MITNICK, AND
KIM ROSENSTOCK

KALITA
HUMPHREY'S
THEATER

PRODUCER

DALLAS THEATER CENTER

DIRECTOR

BILL FENNELLY

SET DESIGNER

DANE LAFFREY

LIGHTING DESIGNER

PAUL TOBEN

DRAWING

MASKING

DATE

12/21/2012

VERSION

1.0

DRAWN BY


SCOTT TEDMON-JONES
scott@stjdesign.com // 412.760.4474

PLATE / OF

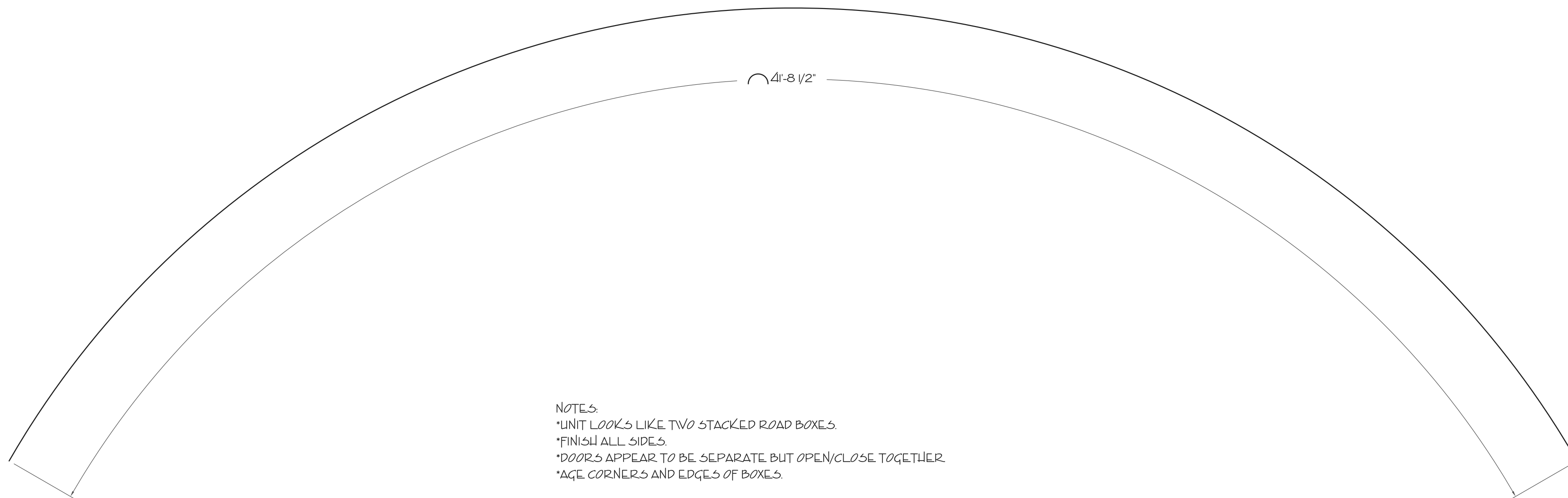
12/14

SCALE


1/2" = 1'-0"



1 FRONT VIEW
SCALE: 1/2" = 1'-0"



2 PLAN VIEW - Z RING
SCALE: 1/2" = 1'-0"



BID / BUILD

BUILD

IMPORTANT DISCLAIMER

THIS DRAWING REPRESENTS VISUAL CONCEPTS AND CONSTRUCTION SUGGESTIONS ONLY. IT DOES NOT REPLACE THE KNOWLEDGE AND ADVICE OF A LICENSED STRUCTURAL ENGINEER. THE DESIGNER, OR HIS STAFF, ARE NOT QUALIFIED TO DETERMINE THE STRUCTURAL SUITABILITY OF THE DESIGN AND WILL NOT ASSUME RESPONSIBILITY OR LIABILITY FOR IMPROPER ENGINEERING OR USE THAT RESULTS IN DAMAGE OR INJURY TO PERSONS OR PROPERTY.

FLY BY NIGHT

BY: WILL CONNOLLY,
MICHAEL MITNICK, AND
KIM ROSENSTOCK

**KALITA
HUMPHREY'S
THEATER**

PRODUCER
DALLAS THEATER CENTER

DIRECTOR
BILL FENNELLY

SET DESIGNER
DANE LAFFREY

LIGHTING DESIGNER
PAUL TOBEN

DRAWING
**CURTAIN &
SWING**

DATE	VERSION
12/21/2012	1.0

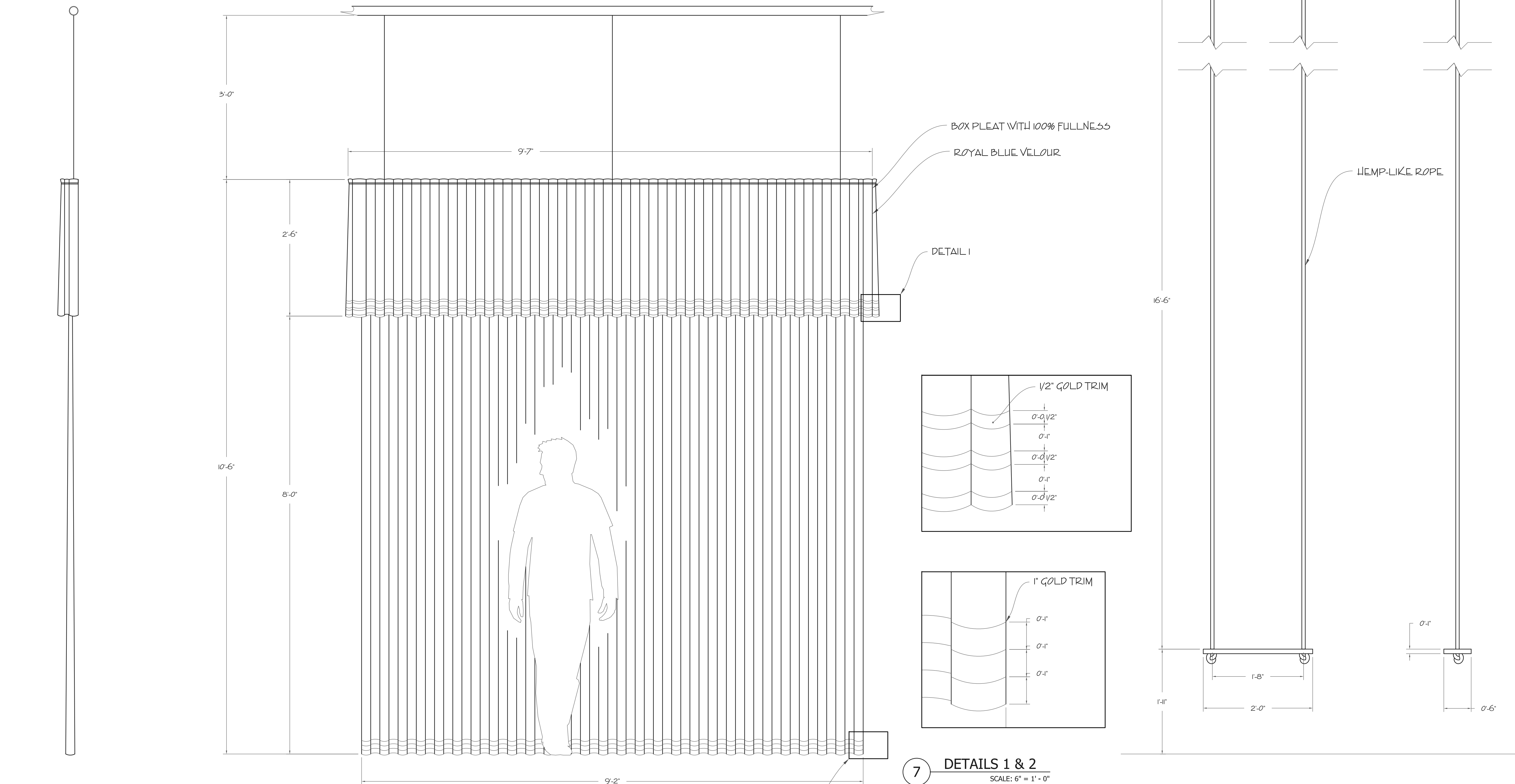
DRAWN BY
SCOTT TEDMON-JONES
scott@stjdesign.com // 412.760.4474

PLATE / OF

13/14

SCALE

1" = 1'-0"



3 **SIDE VIEW**
SCALE: 1" = 1' - 0"

1 **CURTAIN ELEVATION**
SCALE: 1" = 1' - 0"

2 **CURTAIN PLAN VIEW**
SCALE: 1" = 1' - 0"

4 **SWING FRONT VIEW**
SCALE: 1" = 1' - 0"

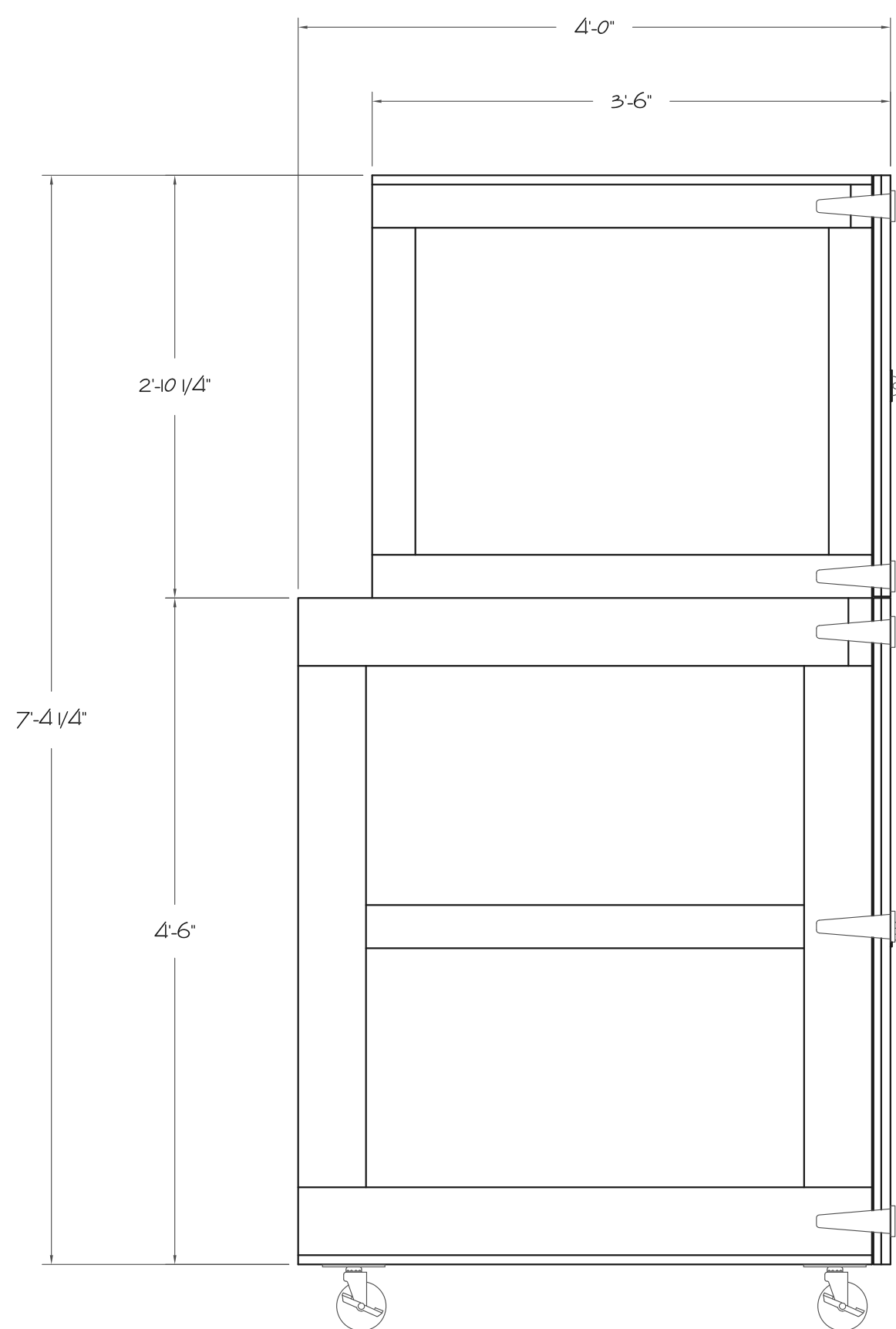
6 **SIDE VIEW**
SCALE: 1" = 1' - 0"

5 **SWING PLAN VIEW**
SCALE: 1" = 1' - 0"

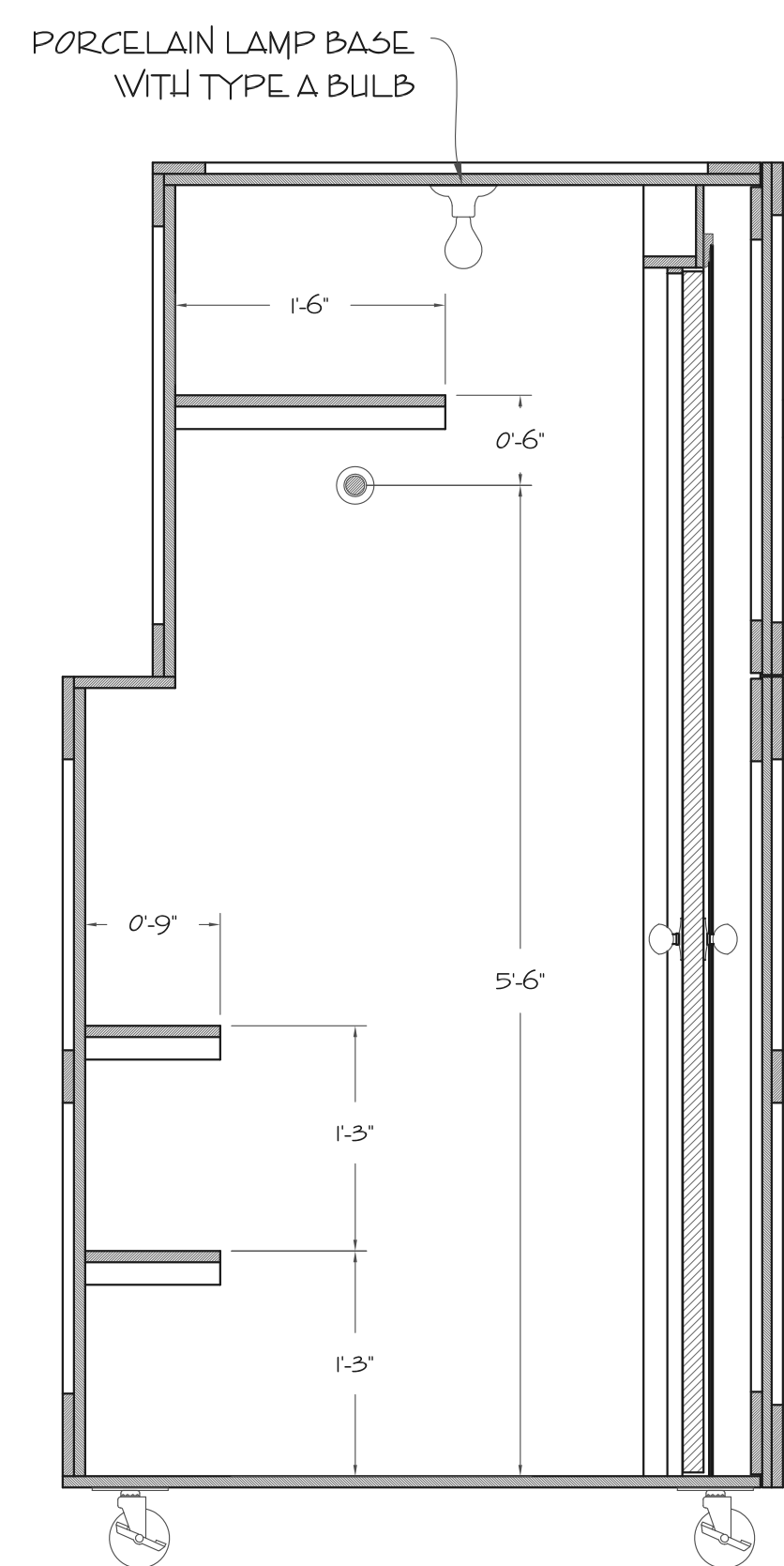
7 **DETAILS 1 & 2**
SCALE: 6" = 1' - 0"

WEATHERED WOOD SEAT

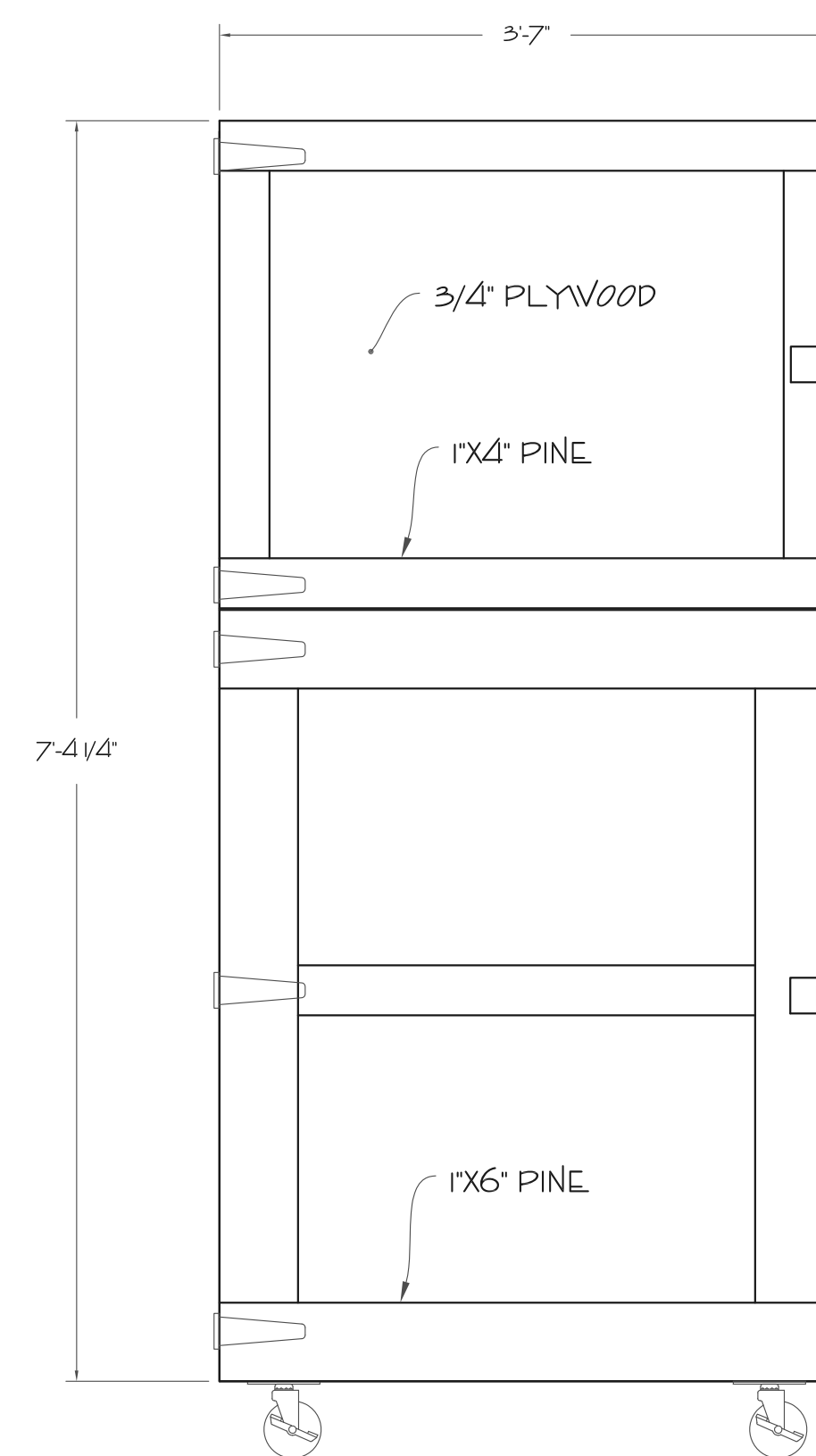
NOTES
*SWING ATTACHES TO AND IS LOWERED/RAISED FROM THE DOWNSTAGE SIDE OF THE CATWALK.
*ROPE HEIGHT IS AN APPROXIMATION UNTIL PLACEMENT IS CONFIRMED.
*DRESS REQUIRED SAFETY CABLE TO ROPE.



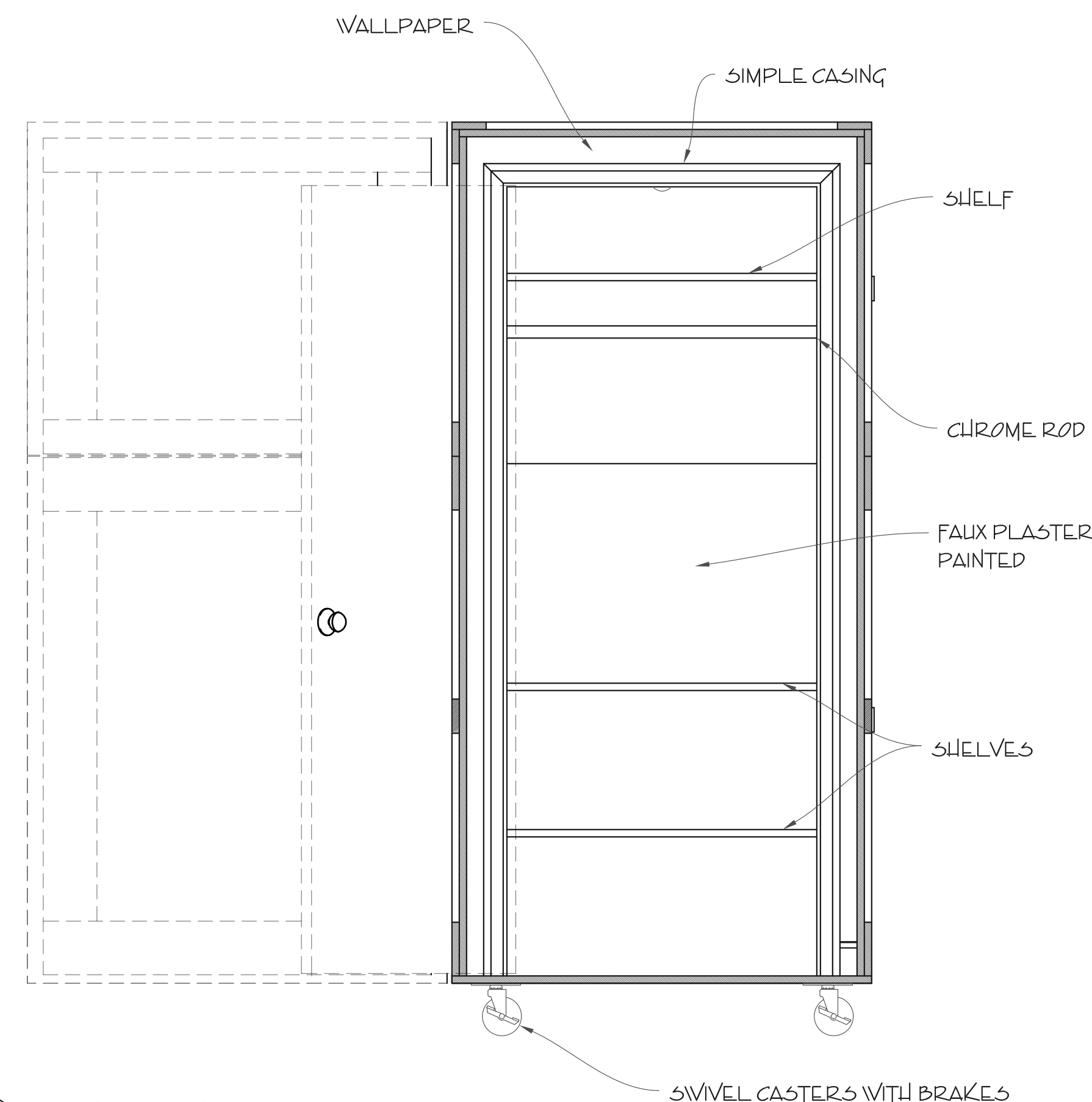
2 SIDE VIEW
SCALE: 1" = 1' - 0"



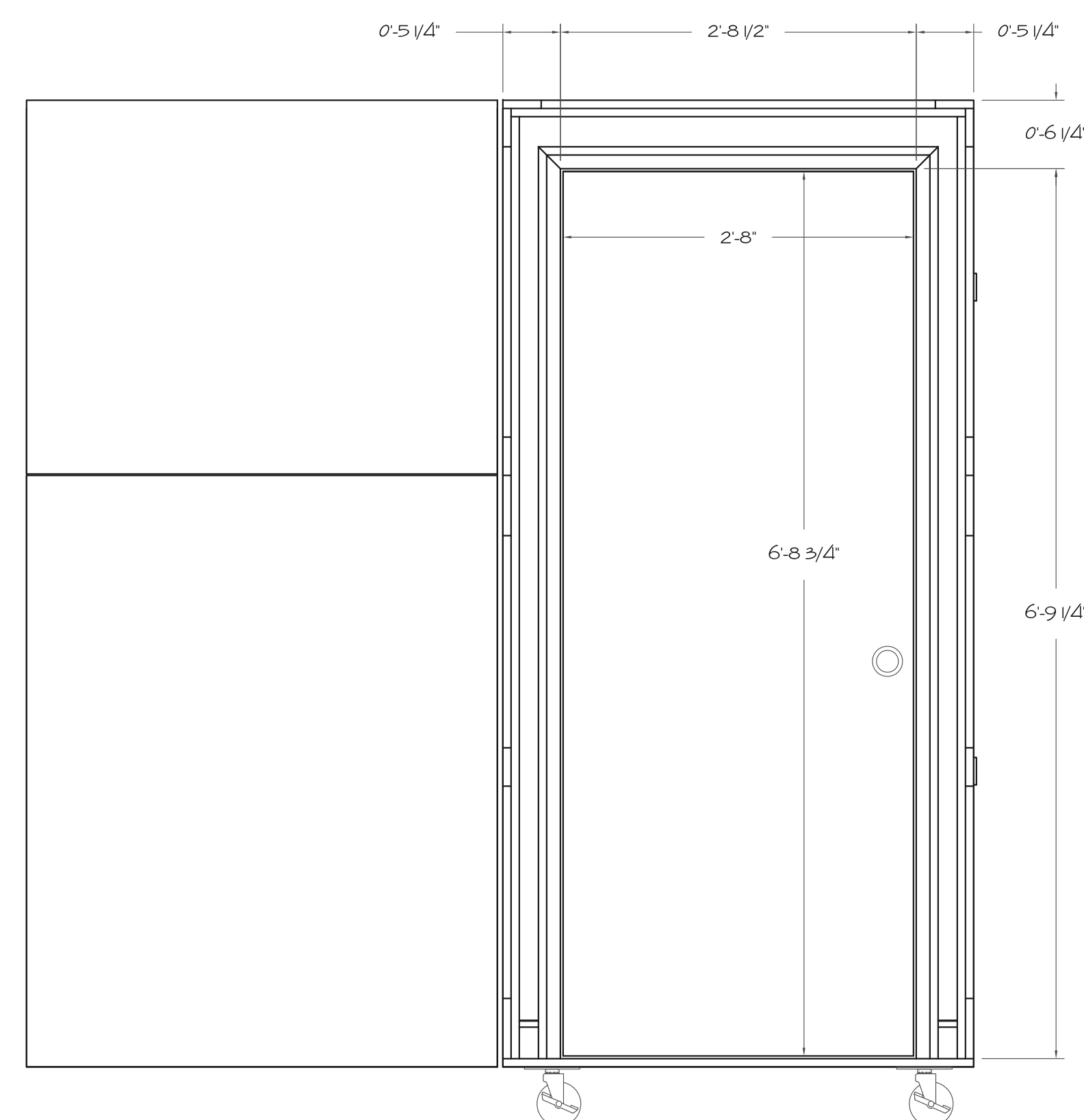
3 SIDE SECTION VIEW
SCALE: 1" = 1' - 0"



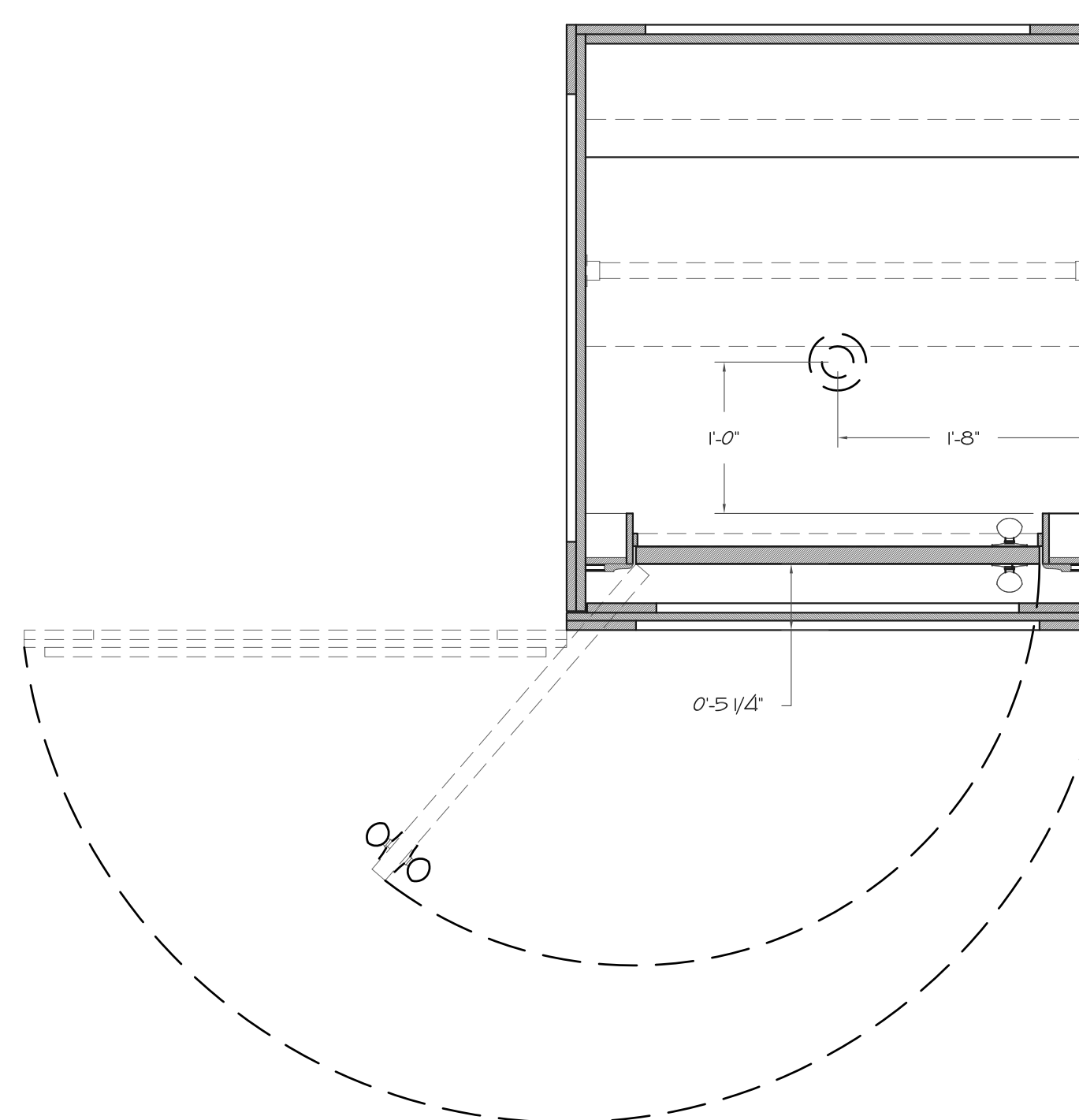
4 FRONT VIEW: EXTERIOR
SCALE: 1" = 1' - 0"



5 FRONT SECTION VIEW
SCALE: 1" = 1' - 0"



6 FRONT VIEW: INTERIOR
SCALE: 1" = 1' - 0"




1 PLAN VIEW
SCALE: 1" = 1' - 0"

NOTES:
*UNIT LOOKS LIKE TWO STACKED ROAD BOXES.
*FINISH ALL SIDES.
*DOORS APPEAR TO BE SEPARATE BUT OPEN/CLOSE TOGETHER.
*AGE CORNERS AND EDGES OF BOXES.

DANE LAFFREY
set and costume designer

WWW.DANELAFFREY.COM



BID / BUILD

BUILD

IMPORTANT DISCLAIMER

THIS DRAWING REPRESENTS VISUAL CONCEPTS AND CONSTRUCTION SUGGESTIONS ONLY. IT DOES NOT REPLACE THE KNOWLEDGE AND ADVICE OF A LICENSED STRUCTURAL ENGINEER. THE DESIGNER, OR HIS STAFF, ARE NOT QUALIFIED TO DETERMINE THE STRUCTURAL SUITABILITY OF THE DESIGN AND WILL NOT ASSUME RESPONSIBILITY OR LIABILITY FOR IMPROPER ENGINEERING OR USE THAT RESULTS IN DAMAGE OR INJURY TO PERSONS OR PROPERTY.

FLY BY NIGHT

BY: WILL CONNOLLY,
MICHAEL MITNICK, AND
KIM ROSENSTOCK

KALITA
HUMPHREY'S
THEATER

PRODUCER
DALLAS THEATER CENTER

DIRECTOR
BILL FENNELLY

SET DESIGNER
DANE LAFFREY

LIGHTING DESIGNER
PAUL TOBEN

DRAWING
PROP CLOSET

DATE
12/21/2012

VERSION
1.0

DRAWN BY
SCOTT TEDMON-JONES
scott@stjdesign.com // 412.760.4474

PLATE / OF

14/14

SCALE

1" = 1'-0"