

LINESET SCHEDULE	
DESCRIPTION	TRIM
LINESET 9	+18'-7"
LINESET 8 - BLACK MASKING	+18'-7"
◇ 5TH ELECTRIC	
LINESET 7	+18'-7"
LINESET 6	+18'-7"
◇ 4TH ELECTRIC - BLACK TRAVELER	
LINESET 5 - BLACK SCRIM, BORDER, AND LEGS	+18'-7"
◇ 3RD ELECTRIC	
LINESET 4 - BLACK LEGS	+18'-7"
LINESET 3	+18'-7"
◇ 2ND ELECTRIC	-
LINESET 2	18'-7"
LINESET 1	18'-7"
◇ 1ST ELECTRIC	-
SCENIC WINCH	18'-7"

NOTES:

THE 0" DECK HEIGHT REPRESENTS THE RAISED POSITION OF THE STAGE FLOOR, +6", ALONG WITH THE ADDED ½" HOMASOTE, ¾" SUBSTRATE, AND ¼" PLANK LAYERS.

THE BLACK SCRIM IS USED DURING MACBETH AND STORED FOR THE OTHER TWO SHOWS.

BUILD

THE JULLIARD SCHOOL
DRAMA DIVISION
4TH YEAR REPERTORY

STEPHANIE McCLELLAND
DRAMA THEATER

THE GOAT,
OR WHO IS SYLVIA?

BY: EDWARD ALBEE

DIRECTED BY:
GAYE TAYLOR UPCHURCH

METAMORPHOSES

BY: MARY ZIMMERMAN

DIRECTED BY:
MONI YAKIM

MACBETH

BY: WILLIAM SHAKESPEARE

DIRECTED BY:
ERICA SCHMIDT

LIGHTING DESIGNER:
PETER WEST


SC 1159
SCENIC DESIGNER
NARELLE SISSONS
narelle@scenick.net 917-570-5105 www.narellesissons.net

ASSOCIATE DESIGNER:
SCOTT TEDMON-JONES
scott@sjdesign.com 412-750-4474

THIS DRAWING AND THE IDEAS, ARRANGEMENTS, DESIGNS AND PLANS CONTAINED HEREIN OR REPRESENTED THEREBY ARE OWNED AND REMAIN THE PROPERTY OF NARELLE SISSONS, AND HAVE BEEN CREATED AND DEVELOPED FOR USE ON, AND IN CONNECTION WITH, THE PROJECT SPECIFIED. NEITHER THIS DRAWING, NOR ANY OF SUCH IDEAS, ARRANGEMENTS, DESIGNS, OR PLANS, SHALL BE APPROPRIATED BY OR DISCLOSED TO ANY PERSON OR FIRM FOR ANY USE WHATSOEVER, EXCEPT BY WRITTEN PERMISSION OF NARELLE SISSONS.

THESE DRAWINGS REPRESENT VISUAL CONCEPTS AND CONSTRUCTION SUGGESTIONS ONLY. THE DESIGNER IS NOT QUALIFIED TO DETERMINE THE STRUCTURAL APPROPRIATENESS OF THESE DESIGNS, AND WILL NOT ASSUME RESPONSIBILITY FOR IMPROPER ENGINEERING CONSTRUCTION AND/OR HANDLING OF THE SCENERY REPRESENTED HEREIN.

REVISIONS:

12/2 - ADDED METAMORPHOSES ROPES
- MOVED METAMORPHOSES POOL
- ESCAPE PLATFORM SR 2 - 0"

12/17 - MOVED BLACK TRAVELER
- ADDED BLACK SCRIM, ADJUSTED
- PLACEMENT OF METAMORPHOSES
- ROPES

PLATE:

1

OF 15

DATE: 1/2/2015

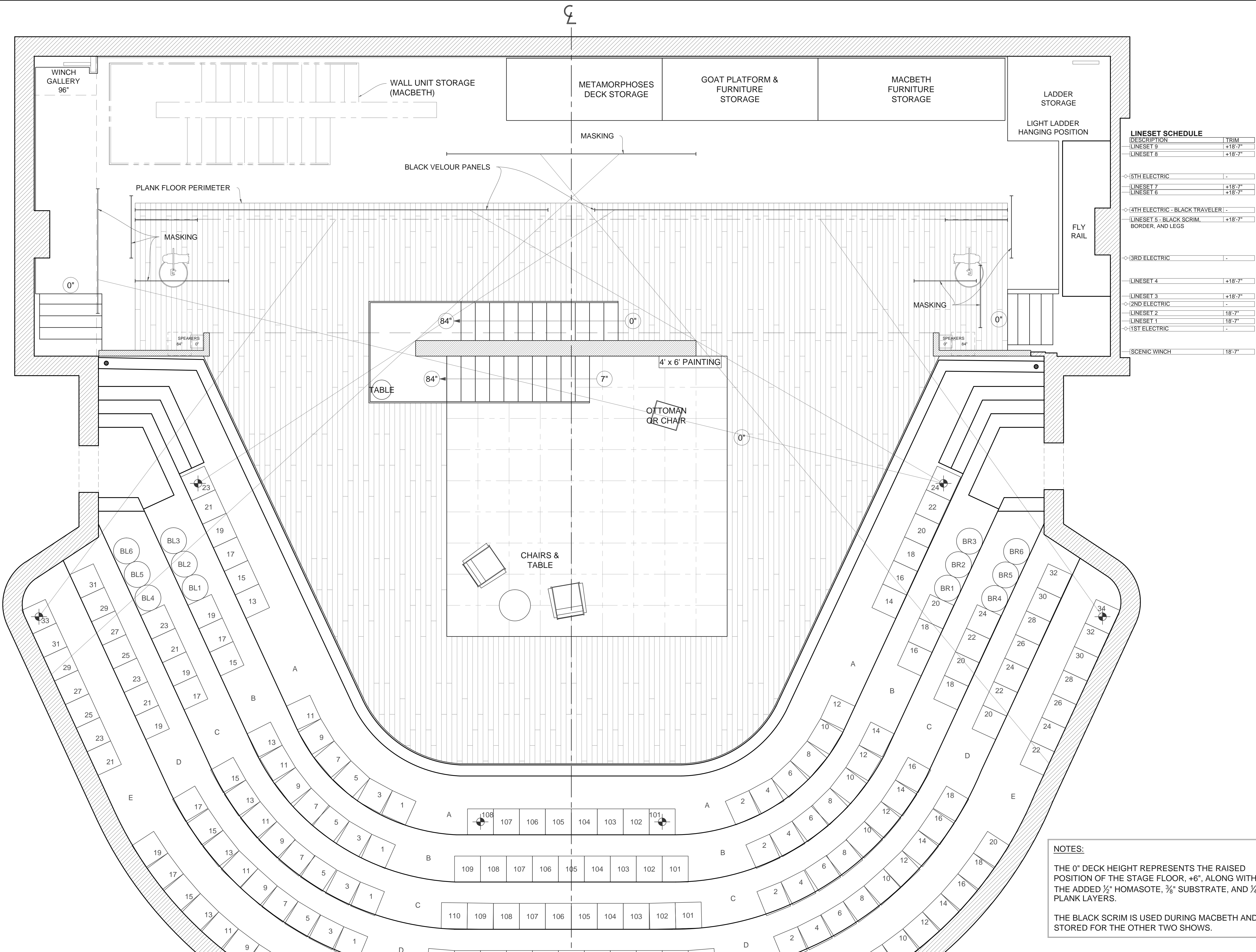
VERSION

DRAWN BY: STJ

3.0

SCALE: 3/8" = 1'-0"

COMPOSITE
GROUND PLAN



LINESET SCHEDULE	
DESCRIPTION	TRIM
LINESET 9	+18'-7"
LINESET 8	+18'-7"
◇ 5TH ELECTRIC	
LINESET 7	+18'-7"
LINESET 6	+18'-7"
◇ 4TH ELECTRIC - BLACK TRAVELER	
LINESET 5 - BLACK SCRIM, BORDER, AND LEGS	+18'-7"
◇ 3RD ELECTRIC	
LINESET 4	+18'-7"
LINESET 3	+18'-7"
◇ 2ND ELECTRIC	-
LINESET 2	18'-7"
LINESET 1	18'-7"
◇ 1ST ELECTRIC	-
SCENIC WINCH	18'-7"

NOTES:

THE 0" DECK HEIGHT REPRESENTS THE RAISED POSITION OF THE STAGE FLOOR, +6", ALONG WITH THE ADDED ½" HOMASOTE, ¾" SUBSTRATE, AND ¼" PLANK LAYERS.

THE BLACK SCRIM IS USED DURING MACBETH AND STORED FOR THE OTHER TWO SHOWS.

BUILD

THE JULLIARD SCHOOL
DRAMA DIVISION
4TH YEAR REPERTORY

STEPHANIE McCLELLAND
DRAMA THEATER

THE GOAT,
OR WHO IS SYLVIA?

BY: EDWARD ALBEE

DIRECTED BY:
GAYE TAYLOR UPCHURCH

METAMORPHOSES

BY: MARY ZIMMERMAN

DIRECTED BY:
MONI YAKIM

MACBETH

BY: WILLIAM SHAKESPEARE

DIRECTED BY:
ERICA SCHMIDT

LIGHTING DESIGNER:
PETER WEST


SC 1159
SCENIC DESIGNER
NARELLE SISSONS
narelle@scenitink.net 917-570-5105 www.narellesissons.net

ASSOCIATE DESIGNER:
SCOTT TEDMON-JONES
scott@sjdesign.com 412-750-4474

THIS DRAWING AND THE IDEAS, ARRANGEMENTS, DESIGNS AND PLANS CONTAINED HEREIN OR REPRESENTED THEREBY ARE OWNED AND REMAIN THE PROPERTY OF NARELLE SISSONS, AND HAVE BEEN CREATED AND DEVELOPED FOR USE ON, AND IN CONNECTION WITH, THE PROJECT SPECIFIED. NEITHER THIS DRAWING, NOR ANY OF SUCH IDEAS, ARRANGEMENTS, DESIGNS OR PLANS, SHALL BE APPROPRIATED BY OR DISCLOSED TO ANY PERSON OR FIRM FOR ANY USE WHATSOEVER, EXCEPT BY WRITTEN PERMISSION OF NARELLE SISSONS.
THESE DRAWINGS REPRESENT VISUAL CONCEPTS AND CONSTRUCTION SUGGESTIONS ONLY. THE DESIGNER IS NOT QUALIFIED TO DETERMINE THE STRUCTURAL APPROPRIATENESS OF THESE DESIGNS, AND WILL NOT ASSUME RESPONSIBILITY FOR IMPROPER ENGINEERING CONSTRUCTION AND/OR HANDLING OF THE SCENERY REPRESENTED HEREIN.

REVISIONS:
12/2 - ADDED FURNITURE
1/2 - MOVED BLACK TRAVELER, ADDED BORDER AND LEGS TO LS 5

PLATE:

2

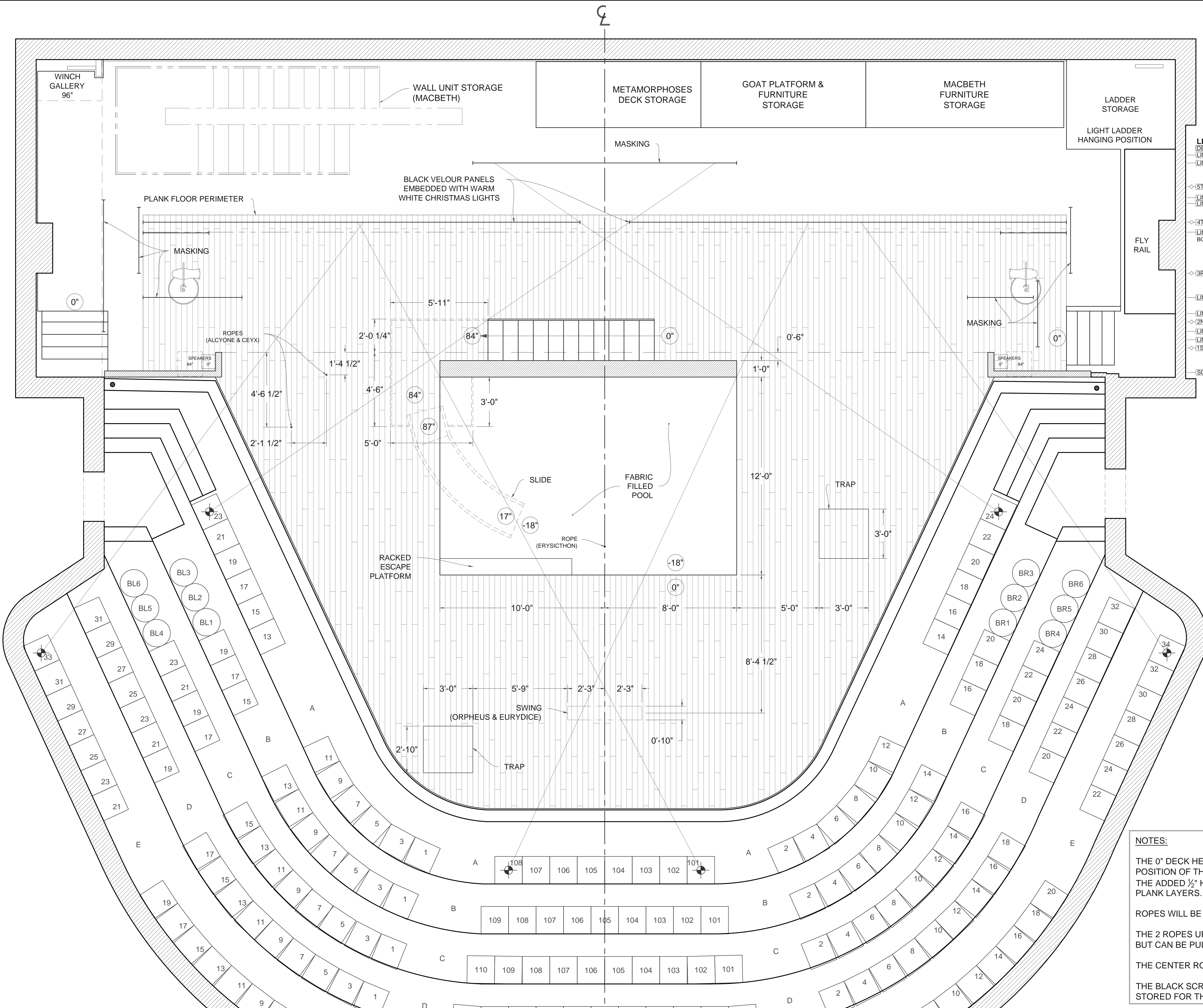
OF 15

DATE: 1/2/2015
DRAWN BY: STJ

VERSION
3.0

SCALE: 3/8" = 1'-0"

THE GOAT
GROUND PLAN



LINESET SCHEDULE	
DESCRIPTION	TRIM
LINESET 9	+18'-7"
LINESET 8 - BLACK MASKING	+18'-7"
◇ 5TH ELECTRIC	
LINESET 7	+18'-7"
LINESET 6	+18'-7"
◇ 4TH ELECTRIC - BLACK TRAVELER	
LINESET 5 - BLACK SCRIM, BORDER, AND LEGS	+18'-7"
◇ 3RD ELECTRIC	
LINESET 4 - BLACK LEGS	+18'-7"
LINESET 3	+18'-7"
◇ 2ND ELECTRIC	-
LINESET 2	18'-7"
LINESET 1	18'-7"
◇ 1ST ELECTRIC	-
◇ SCENIC WINCH	
	18'-7"

NOTES:

THE 0" DECK HEIGHT REPRESENTS THE RAISED POSITION OF THE STAGE FLOOR, +6", ALONG WITH THE ADDED 1/2" HOMASOTE, 3/8" SUBSTRATE, AND 1/4" PLANK LAYERS.

ROPES WILL BE CLIMBED BY ACTORS

THE 2 ROPES UPSTAGE RIGHT DROP IN TOGETHER BUT CAN BE PULLED OUT SEPARATELY.

THE CENTER ROPE DROPS IN AND IS PULLED OUT.

THE BLACK SCRIM IS USED DURING MACBETH AND STORED FOR THE OTHER TWO SHOWS.

BUILD

THE JULLIARD SCHOOL
DRAMA DIVISION
4TH YEAR REPERTORY

STEPHANIE McCLELLAND
DRAMA THEATER

THE GOAT,
OR WHO IS SYLVIA?
BY: EDWARD ALBEE
DIRECTED BY:
GAYE TAYLOR UPCHURCH

METAMORPHOSES
BY: MARY ZIMMERMAN
DIRECTED BY:
MONI YAKIM

MACBETH
BY: WILLIAM SHAKESPEARE
DIRECTED BY:
ERICA SCHMIDT

LIGHTING DESIGNER:
PETER WEST



SC 1159
SCENIC DESIGNER
NARELLE SISSONS
narelle@earthlink.net 917-570-5105 www.narellesissons.net

ASSOCIATE DESIGNER:
SCOTT TEDMON-JONES
scott@sjdesign.com 412-750-4474

THIS DRAWING AND THE IDEAS, ARRANGEMENTS, DESIGNS AND PLANS CONTAINED HEREIN OR REPRESENTED THEREBY ARE OWNED AND REMAIN THE PROPERTY OF NARELLE SISSONS, AND HAVE BEEN CREATED AND DEVELOPED FOR USE ON, AND IN CONNECTION WITH, THE PROJECT SPECIFIED. NEITHER THIS DRAWING, NOR ANY OF SUCH IDEAS, ARRANGEMENTS, DESIGNS OR PLANS, SHALL BE APPROPRIATED BY OR DISCLOSED TO ANY PERSON OR FIRM FOR ANY USE WHATSOEVER, EXCEPT BY WRITTEN PERMISSION OF NARELLE SISSONS.
THESE DRAWINGS REPRESENT VISUAL CONCEPTS AND CONSTRUCTION SUGGESTIONS ONLY. THE DESIGNER IS NOT QUALIFIED TO DETERMINE THE STRUCTURAL APPROPRIATENESS OF THESE DESIGNS, AND WILL NOT ASSUME RESPONSIBILITY FOR IMPROPER ENGINEERING CONSTRUCTION AND/OR HANDLING OF THE SCENERY REPRESENTED HEREIN.

REVISIONS:
12/2 - ADDED METAMORPHOSES ROPES
- MOVED METAMORPHOSES POOL
ESCAPE PLATFORM SR 2 - 0"
1/2 - MOVED BLACK TRAVELER, ADDED
LEGS AND BORDER TO LS 5

PLATE:

3

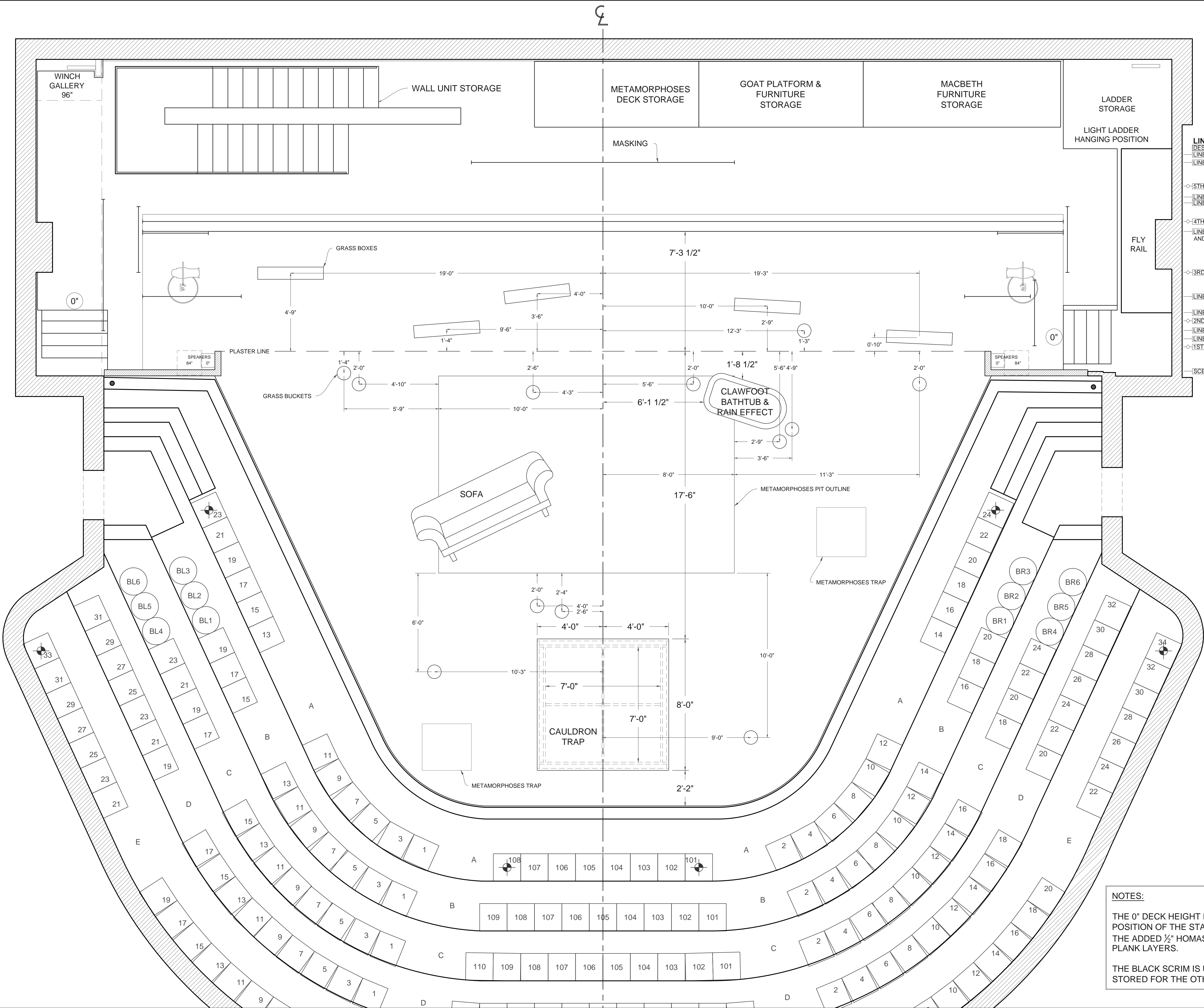
OF 15

DATE: 1/2/2015
DRAWN BY: STJ

VERSION
3.0

SCALE: 3/8" = 1'-0"

METAMORPHOSES
GROUND PLAN



LINESET SCHEDULE	
DESCRIPTION	TRIM
LINESET 9	+18'-7"
LINESET 8	+18'-7"
◇ 5TH ELECTRIC	
LINESET 7	+18'-7"
LINESET 6	+18'-7"
◇ 4TH ELECTRIC - BLACK TRAVELER	
LINESET 5 - BLACK SCRIM, LEGS, 1 AND BORDER	+18'-7"
◇ 3RD ELECTRIC	
LINESET 4	+18'-7"
LINESET 3	+18'-7"
◇ 2ND ELECTRIC	-
LINESET 2	18'-7"
LINESET 1	18'-7"
◇ 1ST ELECTRIC	-
SCENIC WINCH	
	18'-7"

NOTES:

THE 0" DECK HEIGHT REPRESENTS THE RAISED POSITION OF THE STAGE FLOOR, +6", ALONG WITH THE ADDED 1/2" HOMASOTE, 3/8" SUBSTRATE, AND 1/4" PLANK LAYERS.

THE BLACK SCRIM IS USED DURING MACBETH AND STORED FOR THE OTHER TWO SHOWS.

BUILD

THE JULLIARD SCHOOL
DRAMA DIVISION
4TH YEAR REPERTORY

STEPHANIE McCLELLAND
DRAMA THEATER

THE GOAT,
OR WHO IS SYLVIA?

BY: EDWARD ALBEE

DIRECTED BY:
GAYE TAYLOR UPCHURCH

METAMORPHOSES

BY: MARY ZIMMERMAN


DIRECTED BY:
MONI YAKIM

MACBETH

BY: WILLIAM SHAKESPEARE

DIRECTED BY:
ERICA SCHMIDT

LIGHTING DESIGNER:
PETER WEST



SC 1159

SCENIC DESIGNER
NARELLE SISSONS

narelle@scenitink.net [917-570-5105](tel:917-570-5105) www.narellesissons.net

ASSOCIATE DESIGNER:
SCOTT TEDMON-JONES

scott@sjdesign.com [412-750-4474](tel:412-750-4474)

THIS DRAWING AND THE IDEAS, ARRANGEMENTS, DESIGNS AND PLANS CONTAINED HEREIN OR REPRESENTED THEREBY ARE OWNED AND REMAIN THE PROPERTY OF NARELLE SISSONS, AND HAVE BEEN CREATED AND DEVELOPED FOR USE ON, AND IN CONNECTION WITH, THE PROJECT SPECIFIED. NEITHER THIS DRAWING, NOR ANY OF SUCH IDEAS, ARRANGEMENTS, DESIGNS OR PLANS, SHALL BE APPROPRIATED BY OR DISCLOSED TO ANY PERSON OR FIRM FOR ANY USE WHATSOEVER, EXCEPT BY WRITTEN PERMISSION OF NARELLE SISSONS.

THESE DRAWINGS REPRESENT VISUAL CONCEPTS AND CONSTRUCTION SUGGESTIONS ONLY. THE DESIGNER IS NOT QUALIFIED TO DETERMINE THE STRUCTURAL APPROPRIATENESS OF THESE DESIGNS, AND WILL NOT ASSUME RESPONSIBILITY FOR IMPROPER ENGINEERING CONSTRUCTION AND/OR HANDLING OF THE SCENERY REPRESENTED HEREIN.

REVISIONS:

12/2 - ADDED FURNITURE

12/19 - REVISED GROUND PLAN BASED ON HEATH IDEA

- ADDED GRASS BOXES AND BUCKETS, AND BLACK SCRIM

PLATE:

4

OF 15

DATE: 1/2/2015

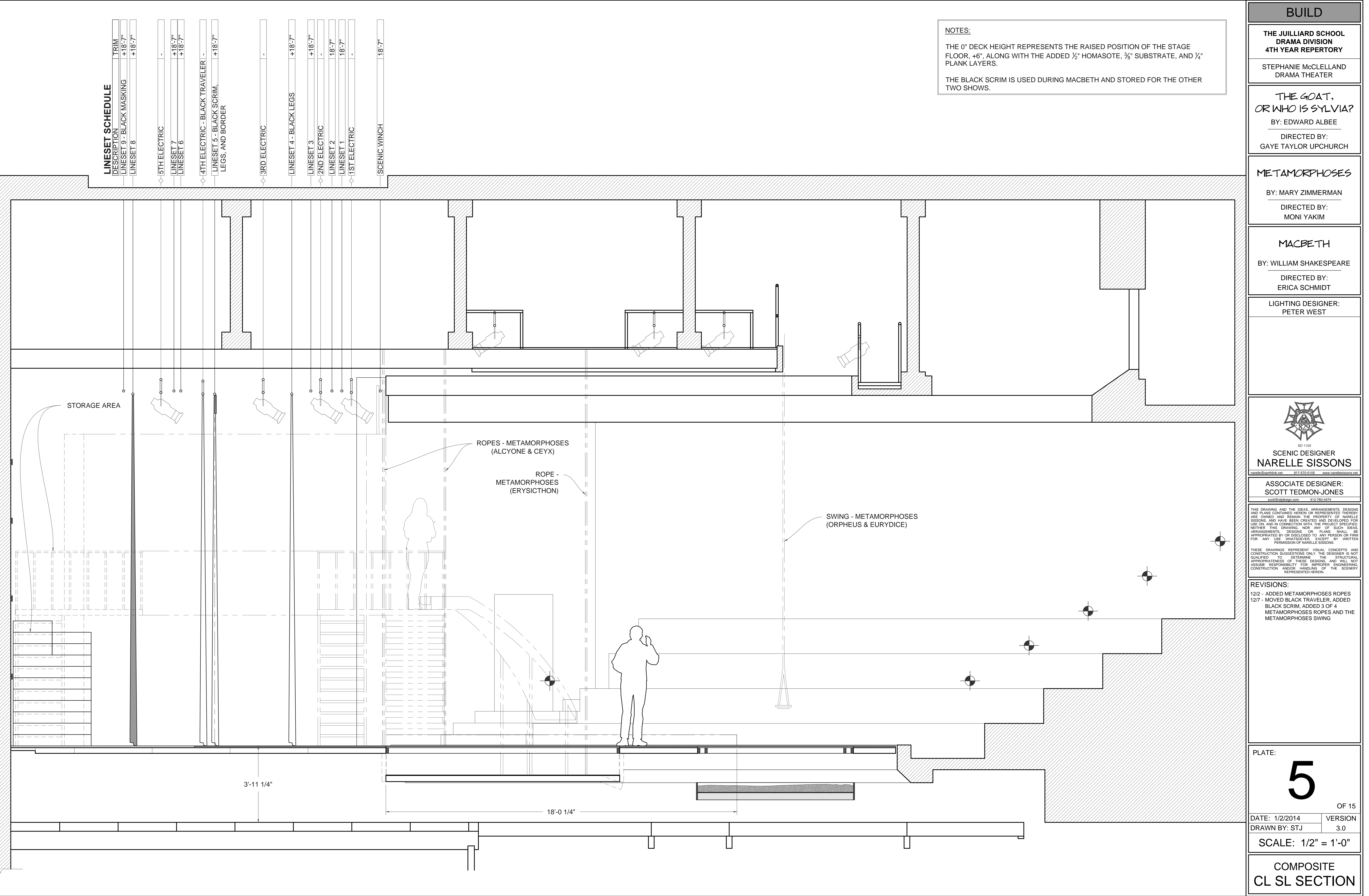
VERSION

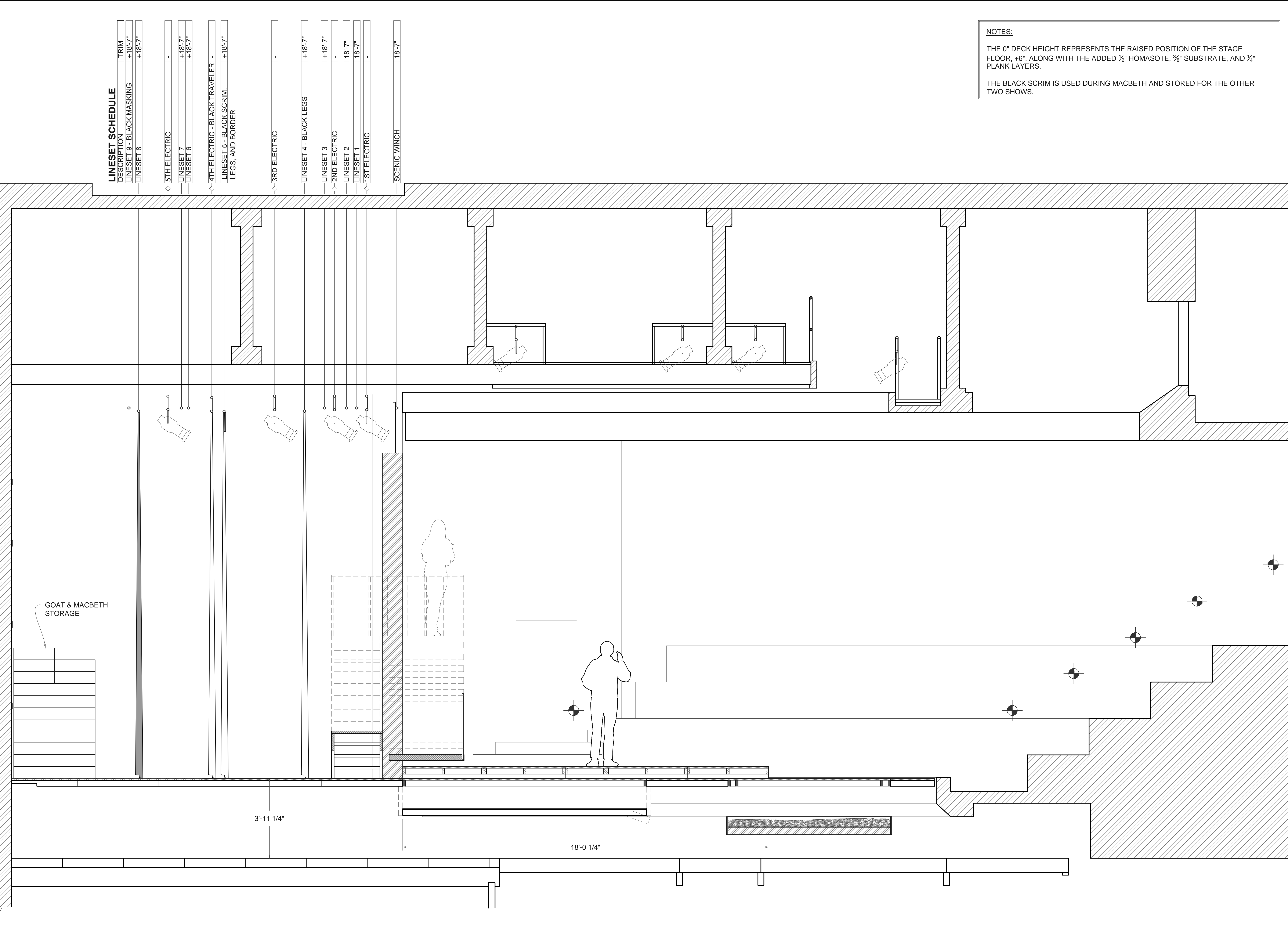
DRAWN BY: STJ

3.0

SCALE: 3/8" = 1'-0"

MACBETH
GROUND PLAN





NOTES:

THE 0" DECK HEIGHT REPRESENTS THE RAISED POSITION OF THE STAGE FLOOR, +6", ALONG WITH THE ADDED 1/2" HOMASOTE, 3/8" SUBSTRATE, AND 1/4" PLANK LAYERS.

THE BLACK SCRIM IS USED DURING MACBETH AND STORED FOR THE OTHER TWO SHOWS.

BUILD

THE JULLIARD SCHOOL
DRAMA DIVISION
4TH YEAR REPERTORY

STEPHANIE McCLELLAND
DRAMA THEATER

THE GOAT,
OR WHO IS SYLVIA?
BY: EDWARD ALBEE
DIRECTED BY:
GAYE TAYLOR UPCHURCH

METAMORPHOSES
BY: MARY ZIMMERMAN
DIRECTED BY:
MONI YAKIM

MACBETH
BY: WILLIAM SHAKESPEARE
DIRECTED BY:
ERICA SCHMIDT

LIGHTING DESIGNER:
PETER WEST

SD 1159
SCENIC DESIGNER
NARELLE SISSONS
narelle@earthlink.net 917-570-5105 www.narellesissons.net

ASSOCIATE DESIGNER:
SCOTT TEDMON-JONES
scott@sjdesign.com 412-750-4474

THIS DRAWING AND THE IDEAS, ARRANGEMENTS, DESIGNS AND PLANS CONTAINED HEREIN OR REPRESENTED THEREBY ARE OWNED AND REMAIN THE PROPERTY OF NARELLE SISSONS, AND HAVE BEEN CREATED AND DEVELOPED FOR USE ON, AND IN CONNECTION WITH, THE PROJECT SPECIFIED. NEITHER THIS DRAWING, NOR ANY OF SUCH IDEAS, ARRANGEMENTS, DESIGNS OR PLANS, SHALL BE APPROPRIATED BY OR DISCLOSED TO ANY PERSON OR FIRM FOR ANY USE WHATSOEVER, EXCEPT BY WRITTEN PERMISSION OF NARELLE SISSONS.

THESE DRAWINGS REPRESENT VISUAL CONCEPTS AND CONSTRUCTION SUGGESTIONS ONLY. THE DESIGNER IS NOT QUALIFIED TO DETERMINE THE STRUCTURAL APPROPRIATENESS OF THESE DESIGNS, AND WILL NOT ASSUME RESPONSIBILITY FOR IMPROPER ENGINEERING, CONSTRUCTION AND/OR HANDLING OF THE SCENERY REPRESENTED HEREIN.

REVISIONS:
12/2 - NO CHANGES
1/2 - MOVED BLACK TRAVELER, ADDED LEGS AND BORDER TO LS 5

PLATE:
6
OF 15

DATE: 1/2/2015
DRAWN BY: STJ

VERSION:
3.0

SCALE: 1/2" = 1'-0"

THE GOAT
CL SL SECTION

LINESET SCHEDULE

THE 0" DECK HEIGHT REPRESENTS THE RAISED POSITION OF THE STAGE FLOOR, +6", ALONG WITH THE ADDED 1/2" HOMASOTE, 3/8" SUBSTRATE, AND 1/4" PLANK LAYERS.

THE BLACK SCRIM IS USED DURING MACBETH AND STORED FOR THE OTHER TWO SHOWS.

**THE JUILLIARD SCHOOL
DRAMA DIVISION
4TH YEAR REPERTORY**

THE GOAT,
OR WHO IS SYLVIA?

DIRECTED BY:
GAYE TAYLOR UPCHURCH

DIRECTED BY:
MONI YAKIM

DIRECTED BY:
ERICA SCHMIDT

HTING DESIGNER:
PETER WEST



THIS DRAWING AND THE IDEAS, ARRANGEMENTS, DESIGNS AND PLANS CONTAINED HEREIN OR REPRESENTED THEREBY ARE OWNED AND REMAIN THE PROPERTY OF NARELLE SISSONS, AND HAVE BEEN CREATED AND DEVELOPED FOR USE ON, AND IN CONNECTION WITH, THE PROJECT SPECIFIED. NEITHER THIS DRAWING, NOR ANY OF SUCH IDEAS, ARRANGEMENTS, DESIGNS OR PLANS SHALL BE APPROPRIATED BY OR DISCLOSED TO ANY PERSON OR FIRM FOR ANY USE WHATSOEVER, EXCEPT BY WRITTEN PERMISSION OF NARELLE SISSONS.

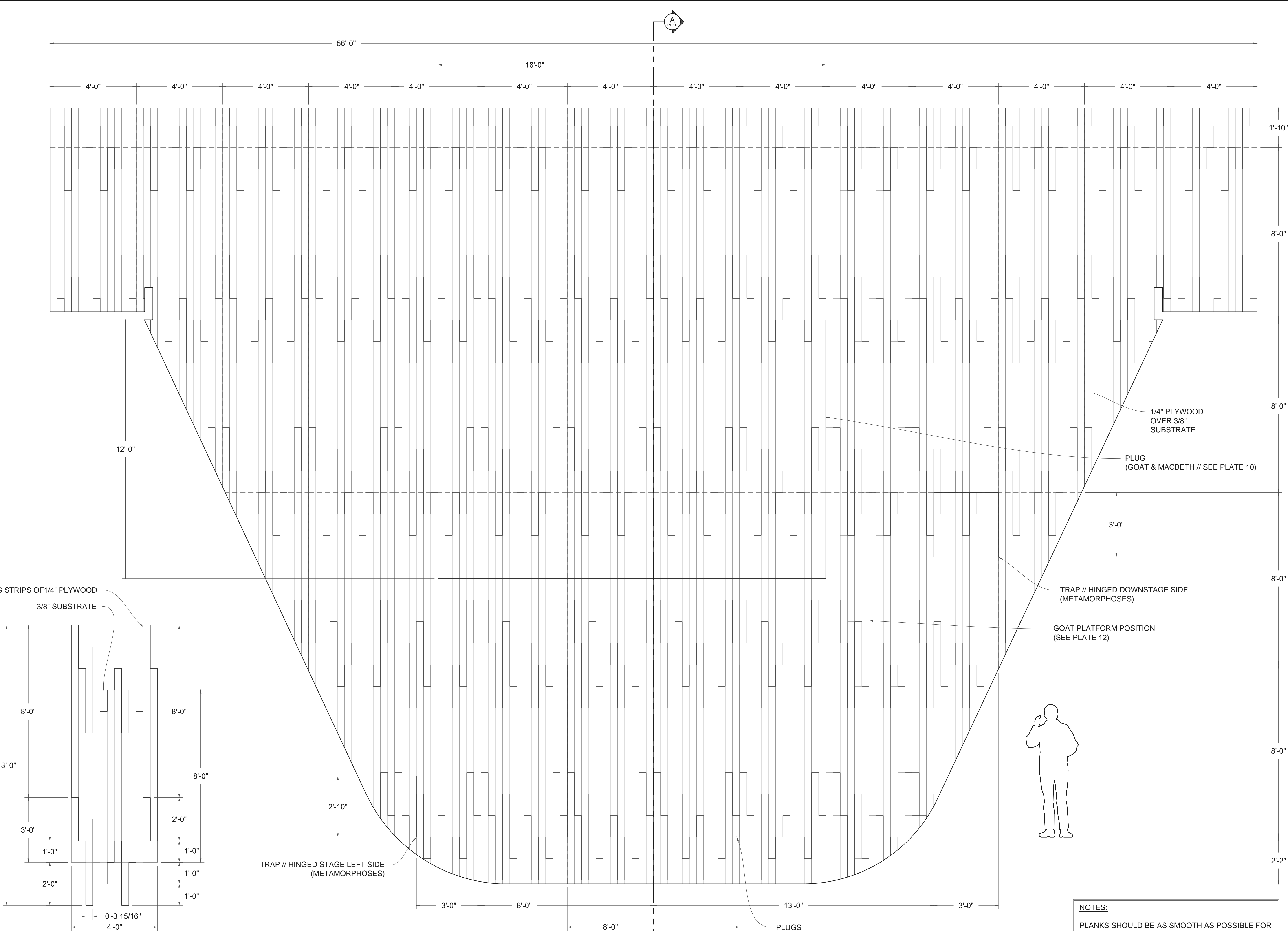
THESE DRAWINGS REPRESENT VISUAL CONCEPTS AND CONSTRUCTION SUGGESTIONS ONLY. THE DESIGNER IS NOT QUALIFIED TO DETERMINE THE STRUCTURAL APPROPRIATENESS OF THESE DESIGNS, AND WILL NOT ASSUME RESPONSIBILITY FOR IMPROPER ENGINEERING, CONSTRUCTION AND/OR HANDLING OF THE SCENERY REPRESENTED HEREIN.

12/2 - NO CHANGES
1/2 - MOVED BLACK TRAVELER, ADDED
LEGS AND BORDER TO LS 5

7

DRAWN BY: STJ

METAMORPHOSES
CL SL SECTION

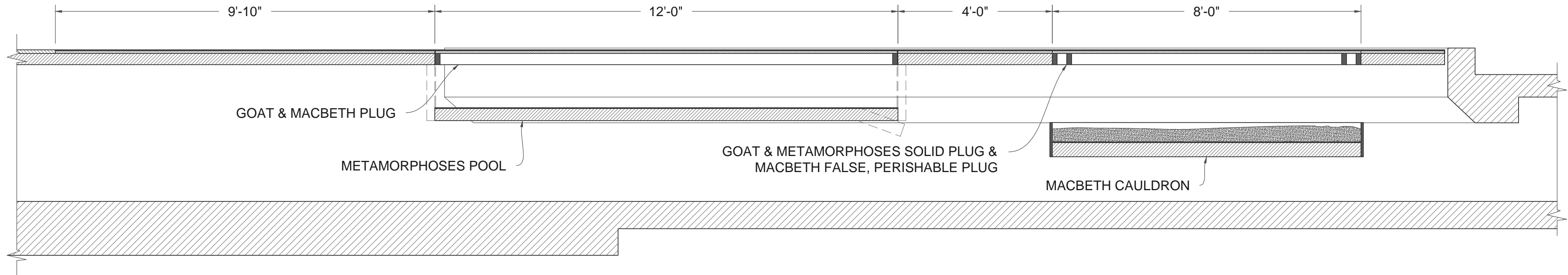


DETAIL // PLANK FLOOR PATTERN

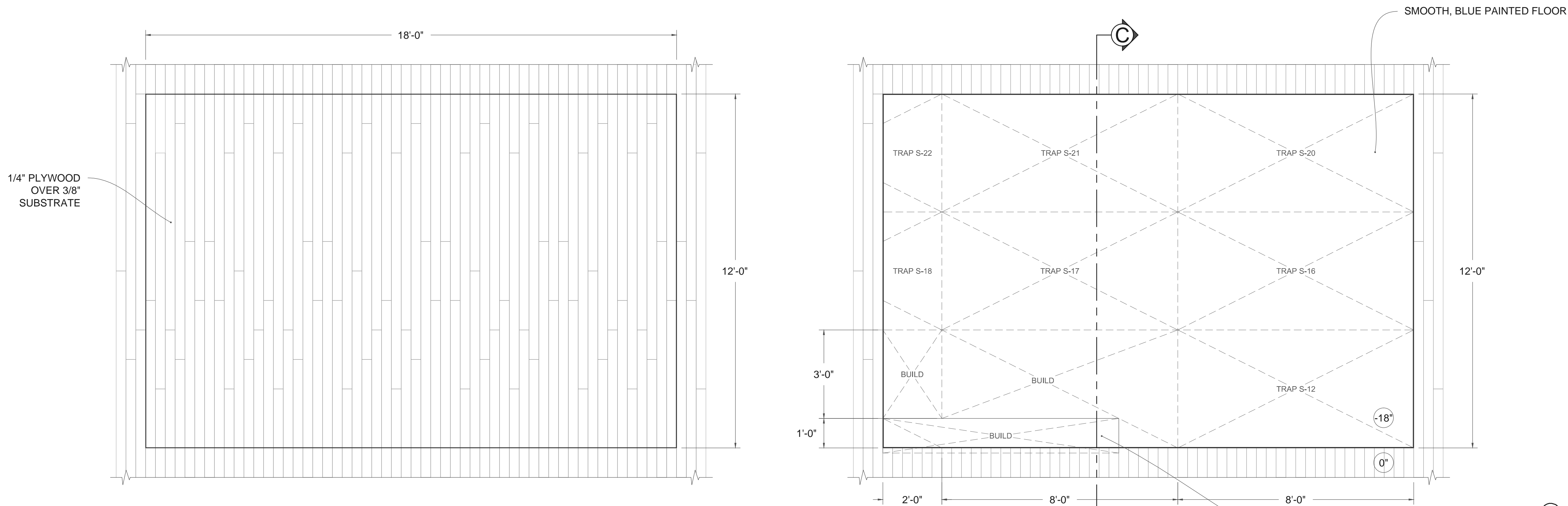
PLAN VIEW // MAIN DECK

NOTES:
PLANKS SHOULD BE AS SMOOTH AS POSSIBLE FOR BAREFOOT ACTORS.
METAMORPHOSES TRAPS OPEN UP

BUILD	
THE JULLIARD SCHOOL DRAMA DIVISION 4TH YEAR REPERTORY	
STEPHANIE McCLELLAND DRAMA THEATER	
THE GOAT, OR WHO IS SYLVIA? BY: EDWARD ALBEE DIRECTED BY: GAYE TAYLOR UPCHURCH	
METAMORPHOSES BY: MARY ZIMMERMAN DIRECTED BY: MONI YAKIM	
MACBETH BY: WILLIAM SHAKESPEARE DIRECTED BY: ERICA SCHMIDT	
LIGHTING DESIGNER: PETER WEST	
 SC 1159 SCENIC DESIGNER NARELLE SISSONS narelle@earthlink.net 917-570-5105 www.narellescenes.net	
ASSOCIATE DESIGNER: SCOTT TEDMON-JONES scott@sjdesign.com 412-760-4474	
<small>THIS DRAWING AND THE IDEAS, ARRANGEMENTS, DESIGNS AND PLANS CONTAINED HEREIN OR REPRESENTED THEREBY ARE OWNED AND REMAIN THE PROPERTY OF NARELLE SISSONS, AND HAVE BEEN CREATED AND DEVELOPED FOR USE ON, AND IN CONNECTION WITH, THE PROJECT SPECIFIED. NEITHER THIS DRAWING, NOR ANY OF SUCH IDEAS, ARRANGEMENTS, DESIGNS OR PLANS, SHALL BE APPROPRIATED BY OR DISCLOSED TO ANY PERSON OR FIRM FOR ANY USE WHATSOEVER, EXCEPT BY WRITTEN PERMISSION OF NARELLE SISSONS. THESE DRAWINGS REPRESENT VISUAL CONCEPTS AND CONSTRUCTION SUGGESTIONS ONLY. THE DESIGNER IS NOT QUALIFIED TO DETERMINE THE STRUCTURAL APPROPRIATENESS OF THESE DESIGNS, AND WILL NOT ASSUME RESPONSIBILITY FOR IMPROPER ENGINEERING CONSTRUCTION AND/OR HANDLING OF THE SCENERY REPRESENTED HEREIN.</small>	
REVISIONS: 12/2 - NO CHANGES 1/2 - NO CHANGES	
PLATE: 9 OF 15	
DATE: 1/2/2015 DRAWN BY: STJ	VERSION 3.0
SCALE: 1/2" = 1'-0"	
ELEVATION DECK #1	

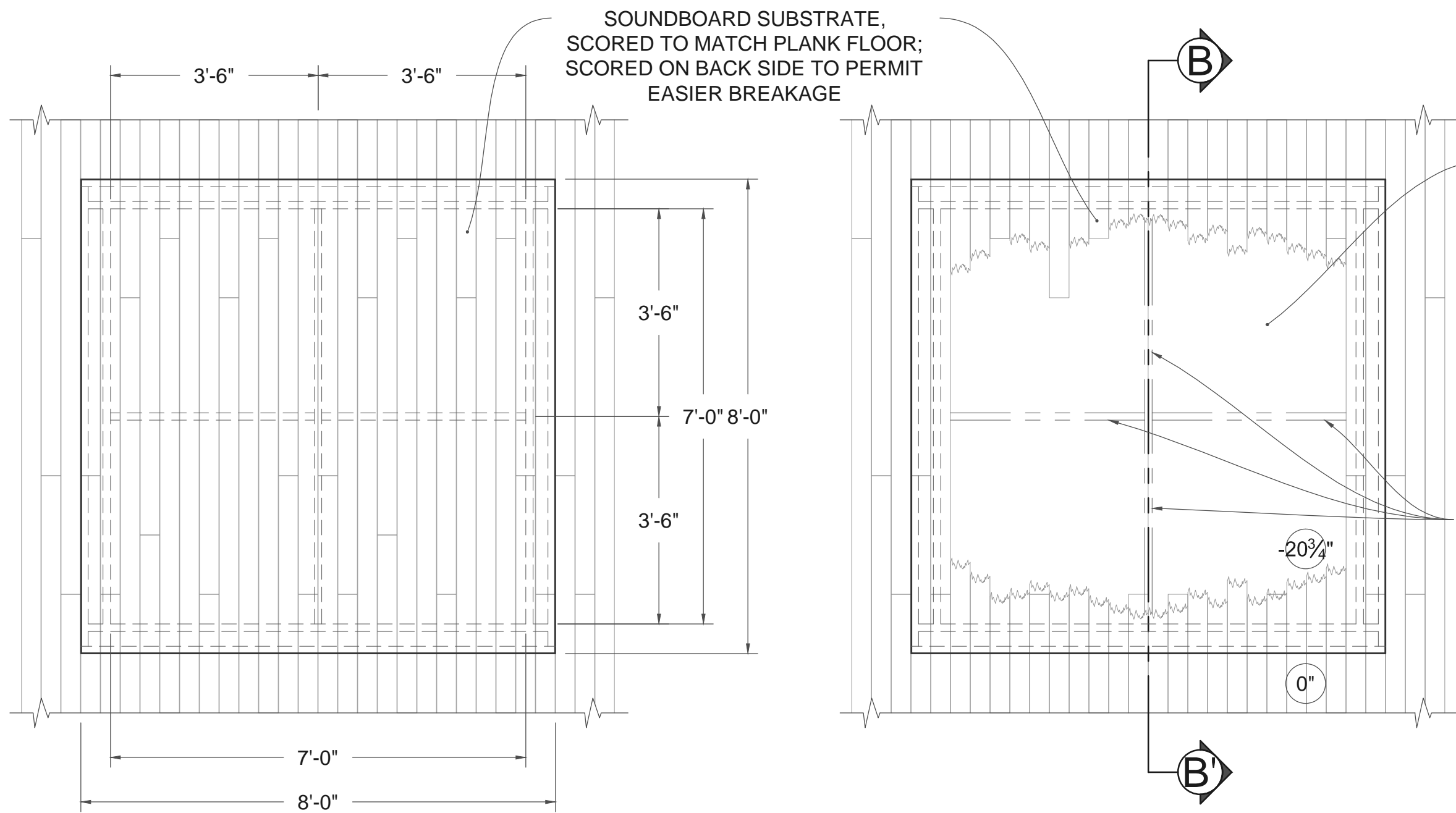


SECTION A:A' // MAIN DECK



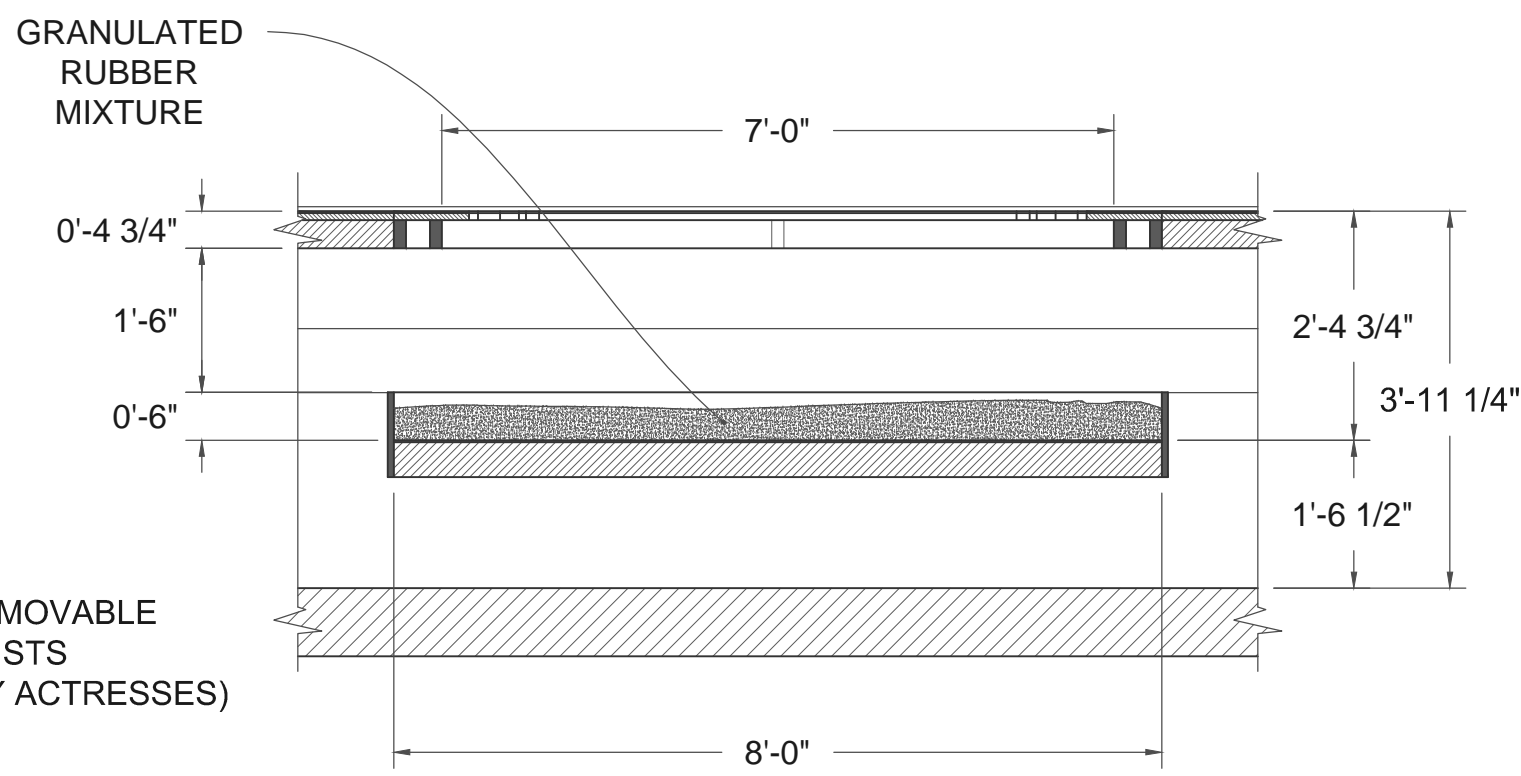
GOAT & MACBETH DECK PLUG

METAMORPHOSES POOL

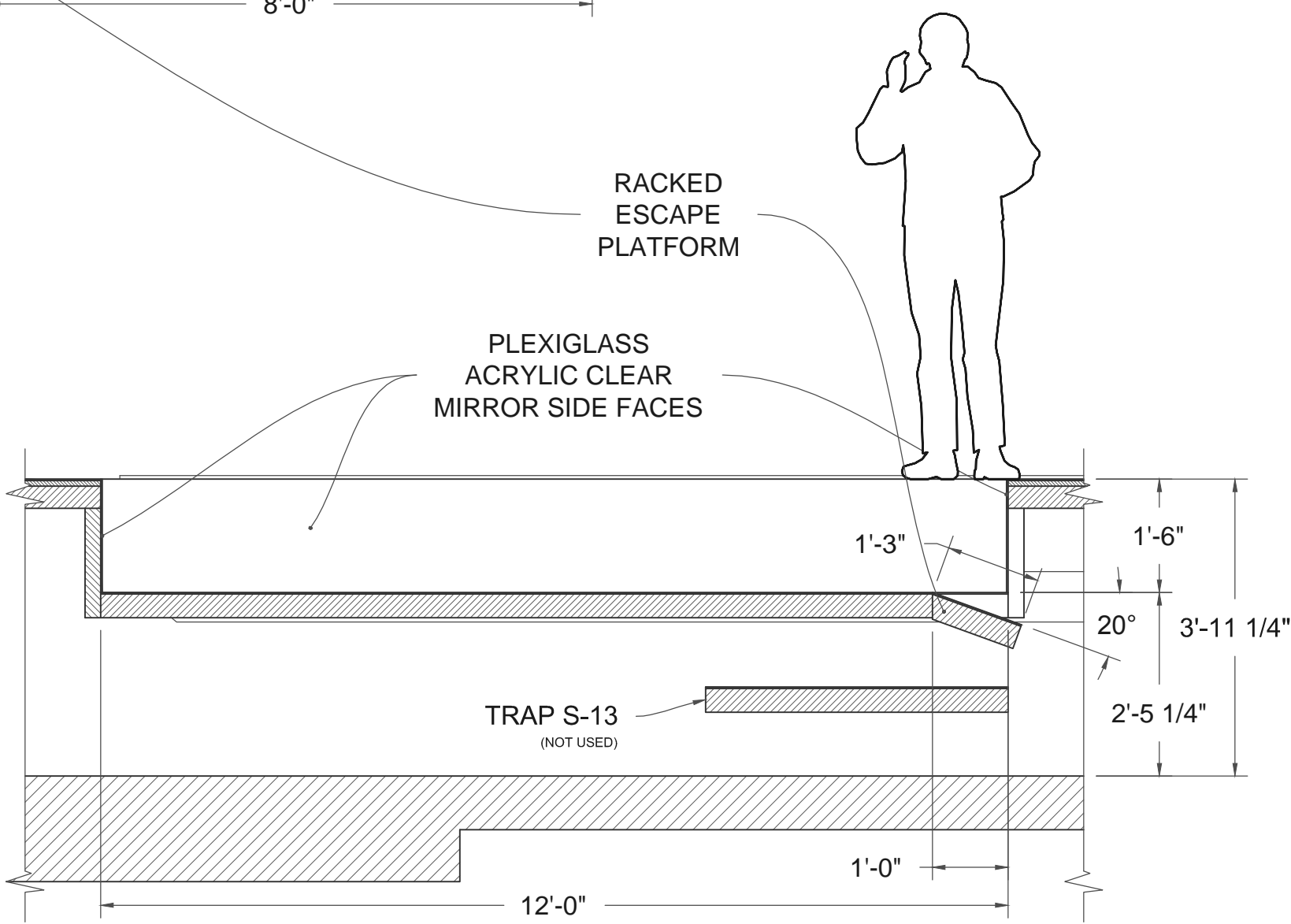


MACBETH DECK PLUG
PERISHABLE // MAKE ENOUGH FOR TECH,
DRESSES, AND PERFORMANCES


MACBETH DECK PLUG // DESTROYED
CAULDRON SCENE AND LATER // THE WITCHES BREAK THROUGH THE
FALSE FLOOR, TEARING APART THE PRESCORED PLANKING/SUBSTRATE

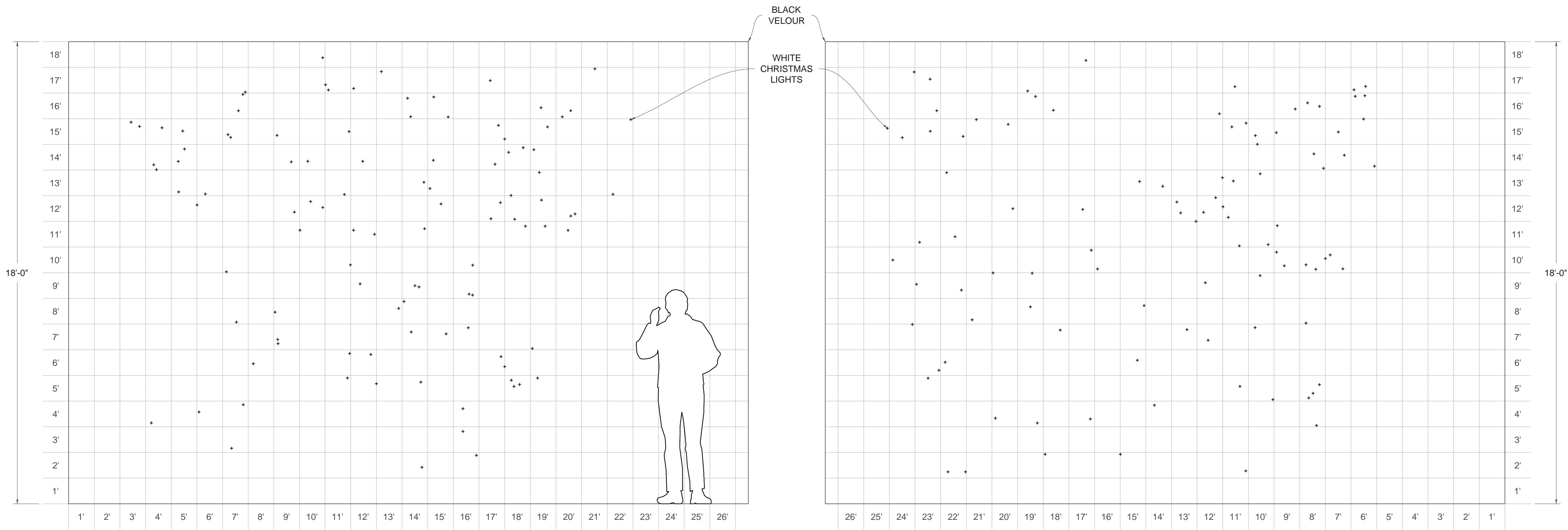


SECTION B:B'
MACBETH CAULDRON



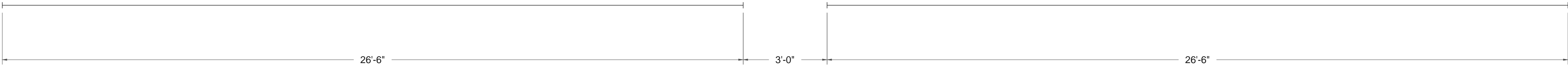
SECTION C:C'
METAMORPHOSES POOL

BUILD
THE JULLIARD SCHOOL DRAMA DIVISION 4TH YEAR REPERTORY
STEPHANIE McCLELLAND DRAMA THEATER
THE GOAT, OR WHO IS SYLVIA? BY: EDWARD ALBEE DIRECTED BY: GAYE TAYLOR UPCHURCH
METAMORPHOSES BY: MARY ZIMMERMAN DIRECTED BY: MONI YAKIM
MACBETH BY: WILLIAM SHAKESPEARE DIRECTED BY: ERICA SCHMIDT
LIGHTING DESIGNER: PETER WEST
 SC 1159 SCENIC DESIGNER NARELLE SISSONS narelle@earthlink.net 917-570-5105 www.narellesissons.net
ASSOCIATE DESIGNER: SCOTT TEDMON-JONES scott@sjdesign.com 412-750-4474
THIS DRAWING AND THE IDEAS, ARRANGEMENTS, DESIGNS AND PLANS CONTAINED HEREIN OR REPRESENTED THEREBY ARE OWNED AND REMAIN THE PROPERTY OF NARELLE SISSONS, AND HAVE BEEN CREATED AND DEVELOPED FOR USE ON, AND IN CONNECTION WITH, THE PROJECT SPECIFIED. NEITHER THIS DRAWING, NOR ANY OF SUCH IDEAS, ARRANGEMENTS, DESIGNS OR PLANS, SHALL BE APPROPRIATED BY OR DISCLOSED TO ANY PERSON OR FIRM FOR ANY USE WHATSOEVER, EXCEPT BY WRITTEN PERMISSION OF NARELLE SISSONS. THESE DRAWINGS REPRESENT VISUAL CONCEPTS AND CONSTRUCTION SUGGESTIONS ONLY. THE DESIGNER IS NOT QUALIFIED TO DETERMINE THE STRUCTURAL APPROPRIATENESS OF THESE DESIGNS, AND WILL NOT ASSUME RESPONSIBILITY FOR IMPROPER ENGINEERING CONSTRUCTION AND/OR HANDLING OF THE SCENERY REPRESENTED HEREIN.
REVISIONS: 12/2 - MOVED METAMORPHOSES POOL ESCAPE PLATFORM SR 2' - 0" 1/2 - NO CHANGES
PLATE: 10 OF 15
DATE: 1/2/2015 DRAWN BY: STJ
VERSION: 3.0
SCALE: 1/2" = 1'-0"
ELEVATION DECK #2

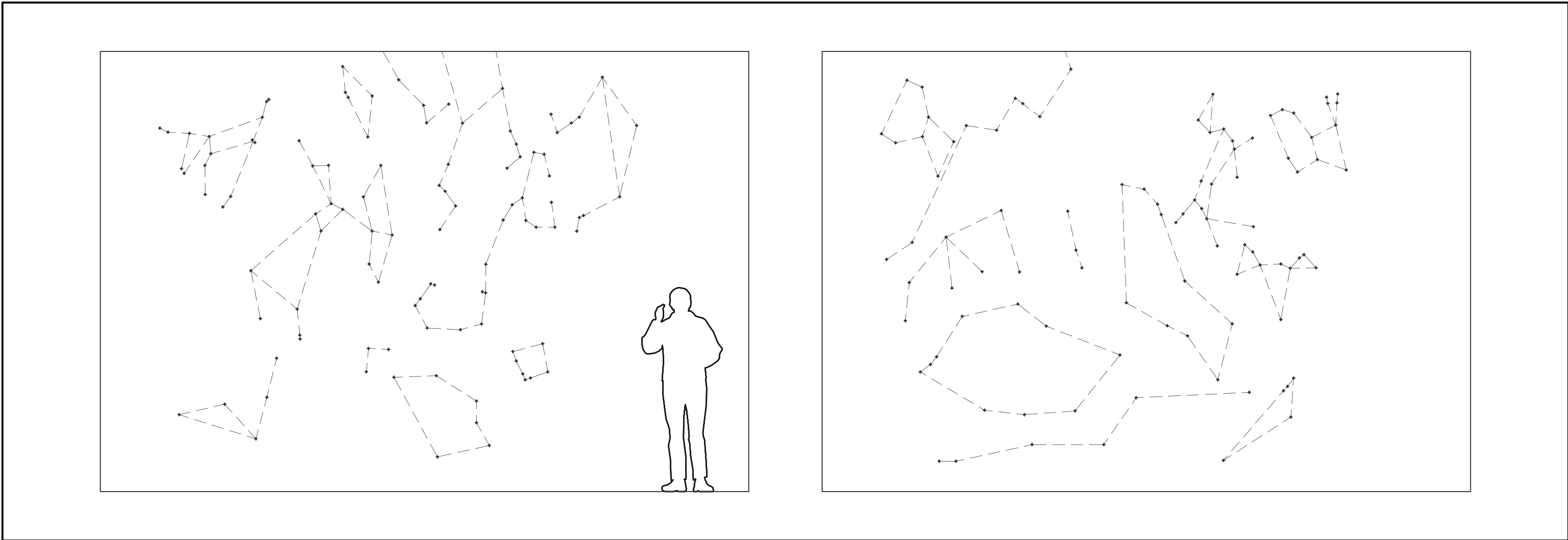


FRONT ELEVATION // SR MASKING PANEL

FRONT ELEVATAION // SL MASKING PANEL



PLAN VIEW



FRONT ELEVATION // CONSTELLATION DETAIL
SCALE: 1/4" = 1' - 0"


NOTES:

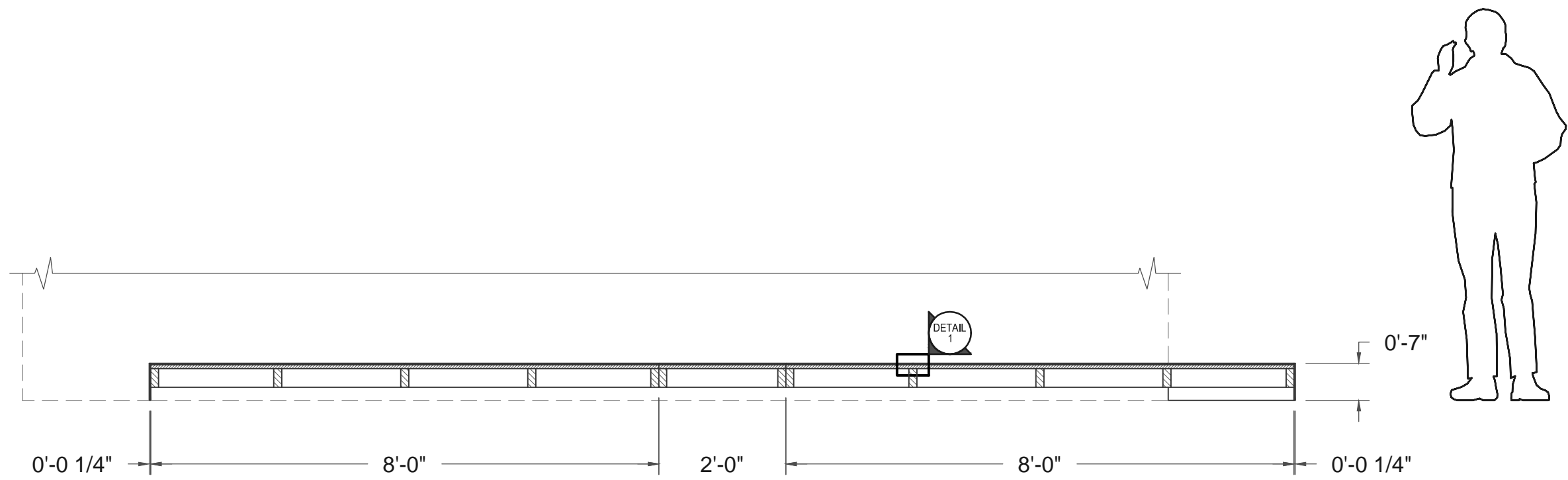
BLACK VELOUR PANELS HUNG WITHOUT FULLNESS.

PANELS ARE USED IN ALL REP SHOWS.

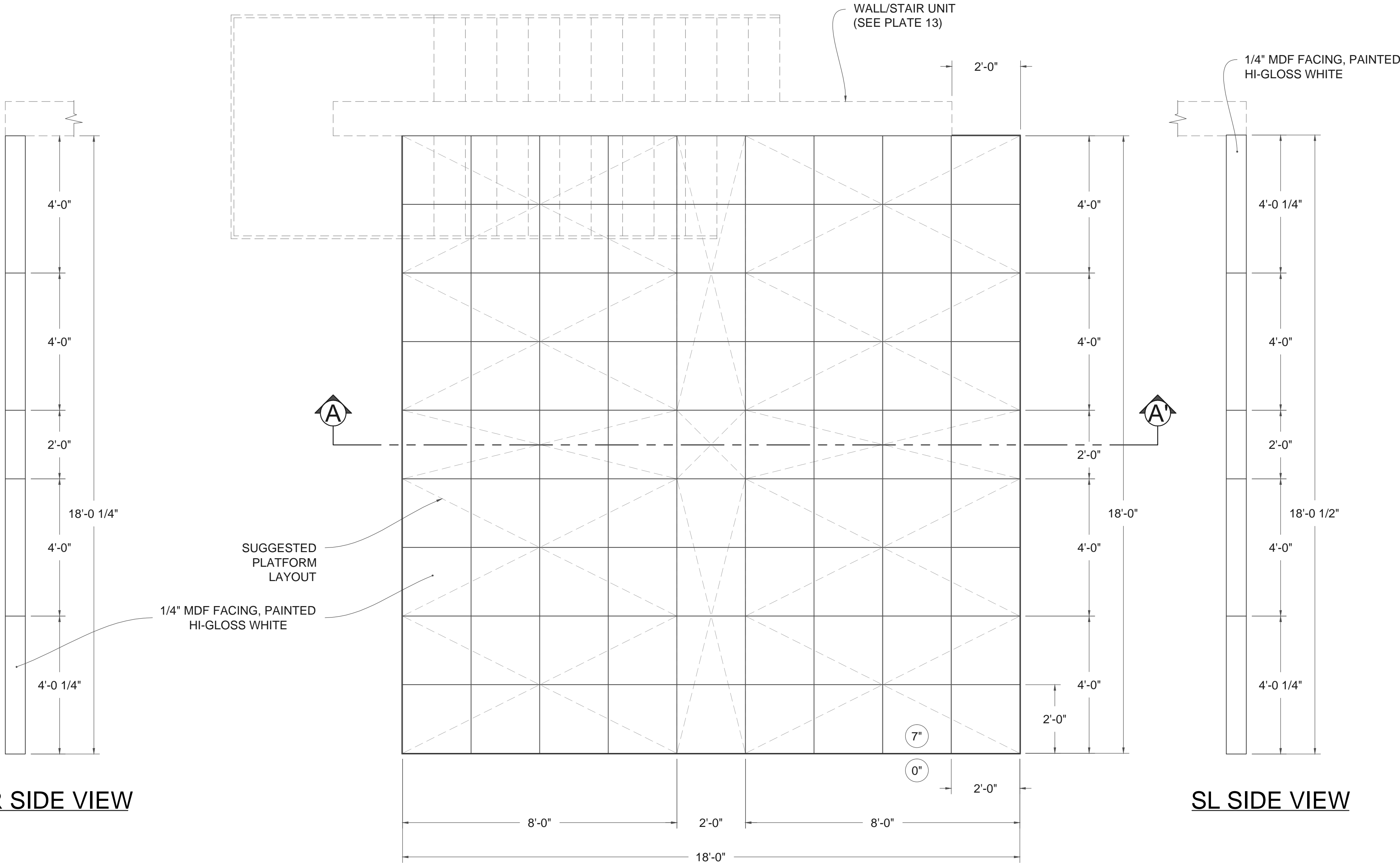
CHRISTMAS LIGHTS/CONSTELLATIONS ARE USED DURING *METAMORPHOSES*.

PANELS TRAVEL OFFSTAGE TO PERMIT MOVEMENT OF SCENERY DURING CHANGEOVERS.

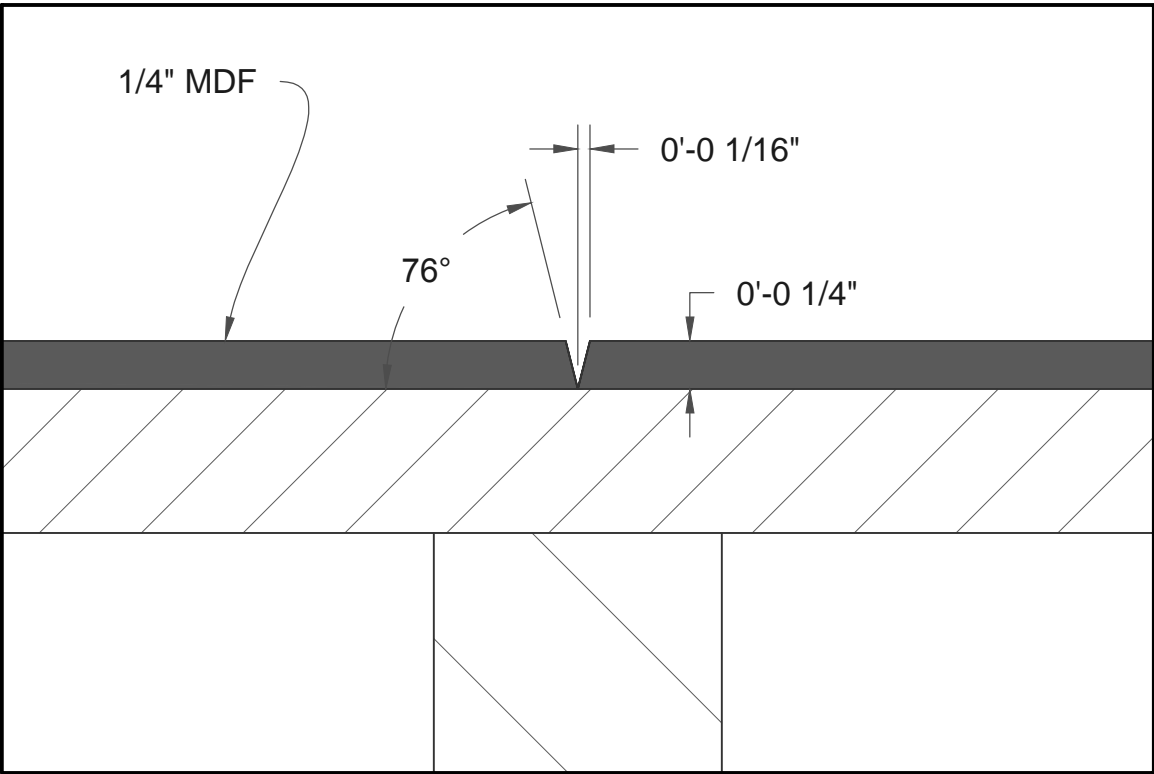
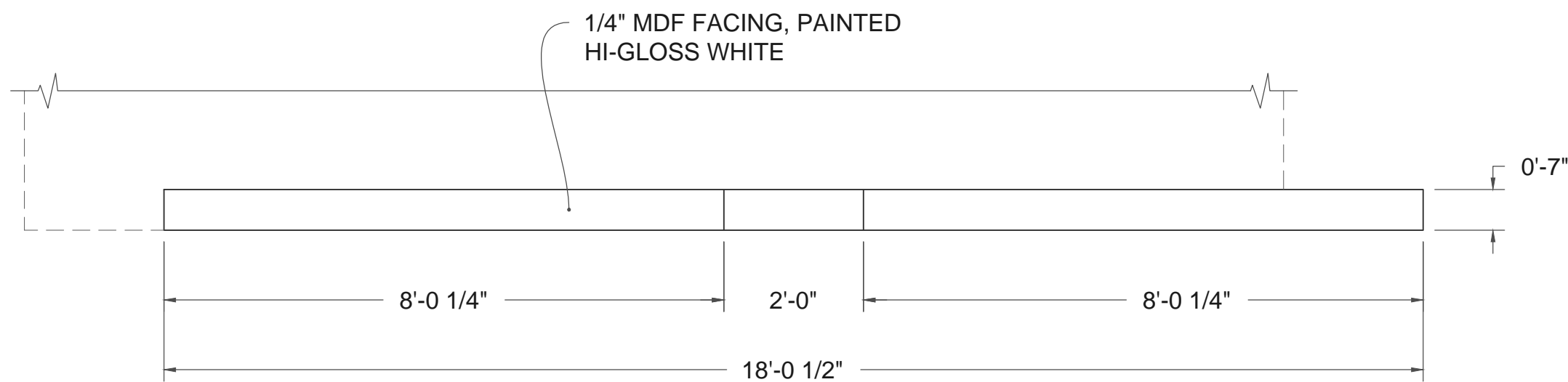
BUILD	
THE JULLIARD SCHOOL DRAMA DIVISION 4TH YEAR REPERTORY	
STEPHANIE McCLELLAND DRAMA THEATER	
THE GOAT, OR WHO IS SYLVIA? BY: EDWARD ALBEE DIRECTED BY: GAYE TAYLOR UPCHURCH	
METAMORPHOSES BY: MARY ZIMMERMAN DIRECTED BY: MONI YAKIM	
MACBETH BY: WILLIAM SHAKESPEARE DIRECTED BY: ERICA SCHMIDT	
LIGHTING DESIGNER: PETER WEST	
 SC 1159 SCENIC DESIGNER NARELLE SISSONS narelle@earthlink.net 917-570-5105 www.narellesissons.net	
ASSOCIATE DESIGNER: SCOTT TEDMON-JONES scott@sjdesign.com 412-760-4474	
<small>THIS DRAWING AND THE IDEAS, ARRANGEMENTS, DESIGNS AND PLANS CONTAINED HEREIN OR REPRESENTED THEREBY ARE OWNED AND REMAIN THE PROPERTY OF NARELLE SISSONS, AND HAVE BEEN CREATED AND DEVELOPED FOR USE ON, AND IN CONNECTION WITH, THE PROJECT SPECIFIED. NEITHER THIS DRAWING, NOR ANY OF SUCH IDEAS, ARRANGEMENTS, DESIGNS OR PLANS, SHALL BE APPROPRIATED BY OR DISCLOSED TO ANY PERSON OR FIRM FOR ANY USE WHATSOEVER, EXCEPT BY WRITTEN PERMISSION OF NARELLE SISSONS.</small> <small>THESE DRAWINGS REPRESENT VISUAL CONCEPTS AND CONSTRUCTION SUGGESTIONS ONLY. THE DESIGNER IS NOT QUALIFIED TO DETERMINE THE STRUCTURAL APPROPRIATENESS OF THESE DESIGNS, AND WILL NOT ASSUME RESPONSIBILITY FOR IMPROPER ENGINEERING, CONSTRUCTION AND/OR HANDLING OF THE SCENERY REPRESENTED HEREIN.</small>	
REVISIONS: 12/2 - NO CHANGES 1/2 - NO CHANGES	
PLATE: 11 OF 15	
DATE: 1/2/2015 DRAWN BY: STJ	VERSION 3.0
SCALE: 1/2" = 1'-0"	
CONSTELLATION MASKING	



SECTION A:A'



PLAN VIEW




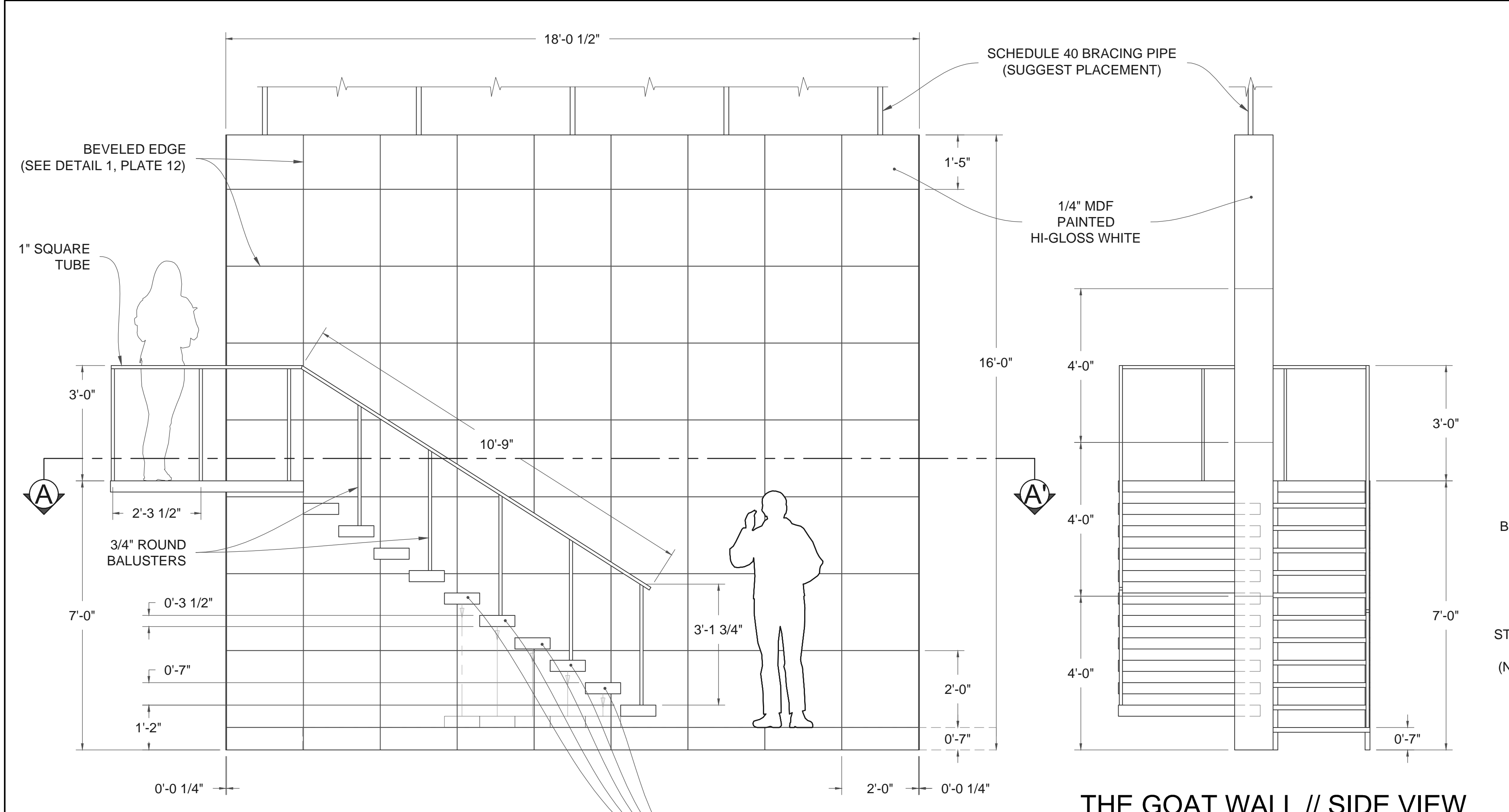
DETAIL 1 // BEVELED TILE EDGE

NOTES:

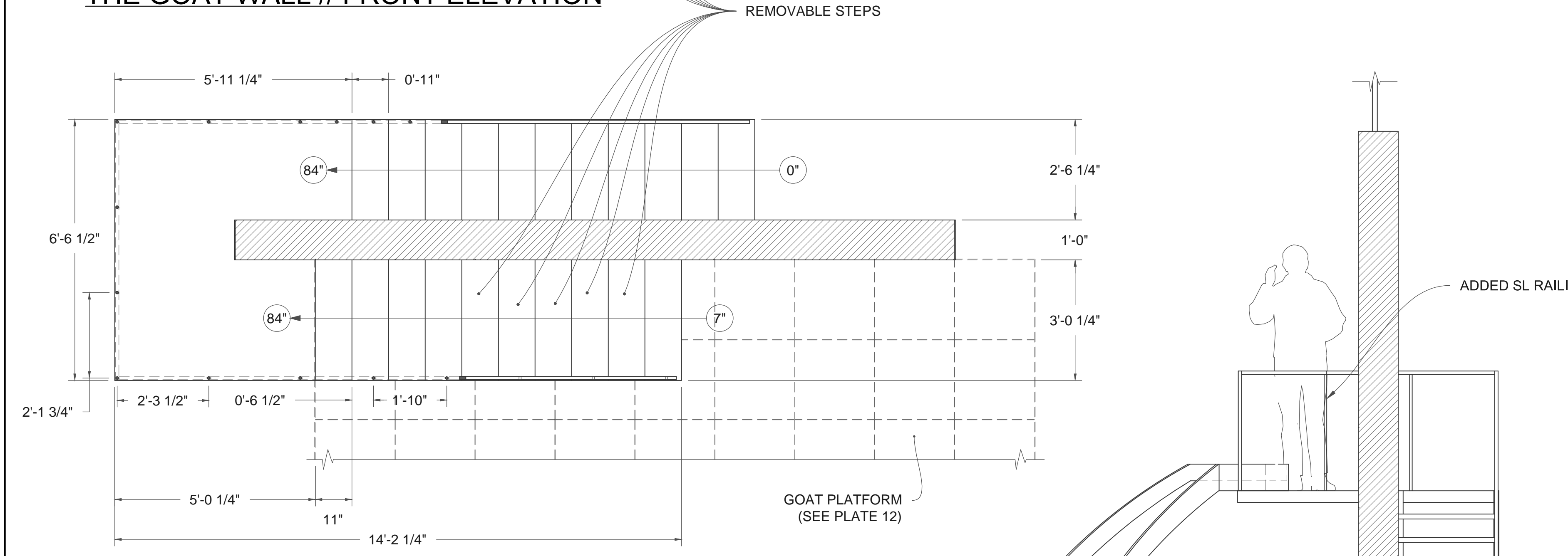
PLATFORMS CONNECTED TOGETHER USING COFFIN LOCKS.

STAGE BLOOD WILL BE USED DURING THE PERFORMANCE AND WILL GET ON THE FLOOR. SYLVIA'S BODY, THE PROP DEAD GOAT, WILL BE DRAGGED DOWN THE STAIRS ONTO THE PLATFORM.

BUILD	
THE JULLIARD SCHOOL DRAMA DIVISION 4TH YEAR REPERTORY	
STEPHANIE McCLELLAND DRAMA THEATER	
THE GOAT, OR WHO IS SYLVIA? BY: EDWARD ALBEE DIRECTED BY: GAYE TAYLOR UPCHURCH	
METAMORPHOSES BY: MARY ZIMMERMAN DIRECTED BY: MONI YAKIM	
MACBETH BY: WILLIAM SHAKESPEARE DIRECTED BY: ERICA SCHMIDT	
LIGHTING DESIGNER: PETER WEST	
 SCENIC DESIGNER NARELLE SISSONS <small>narelle@earthlink.net 917-570-5105 www.narellesissosnd.com</small>	
ASSOCIATE DESIGNER: SCOTT TEDMON-JONES <small>scott@sjdesign.com 412-760-4474</small>	
<small>THIS DRAWING AND THE IDEAS, ARRANGEMENTS, DESIGNS AND PLANS CONTAINED HEREIN OR REPRESENTED THEREBY ARE OWNED AND REMAIN THE PROPERTY OF NARELLE SISSONS, AND HAVE BEEN CREATED AND DEVELOPED FOR USE ON, AND IN CONNECTION WITH, THE PROJECT SPECIFIED. NEITHER THIS DRAWING, NOR ANY OF SUCH IDEAS, ARRANGEMENTS, DESIGNS OR PLANS, SHALL BE APPROPRIATED BY OR DISCLOSED TO ANY PERSON OR FIRM FOR ANY USE WHATSOEVER, EXCEPT BY WRITTEN PERMISSION OF NARELLE SISSONS.</small> <small>THESE DRAWINGS REPRESENT VISUAL CONCEPTS AND CONSTRUCTION SUGGESTIONS ONLY. THE DESIGNER IS NOT QUALIFIED TO DETERMINE THE STRUCTURAL APPROPRIATENESS OF THESE DESIGNS, AND WILL NOT ASSUME RESPONSIBILITY FOR IMPROPER ENGINEERING, CONSTRUCTION AND/OR HANDLING OF THE SCENERY REPRESENTED HEREIN.</small>	
REVISIONS: 12/2 - NO CHANGES 1/2 - NO CHANGES	
PLATE: 12 OF 15	
DATE: 1/2/2015 DRAWN BY: STJ	VERSION 3.0
SCALE: 1/2" = 1'-0"	
THE GOAT PLATFORM	



THE GOAT WALL // FRONT ELEVATION



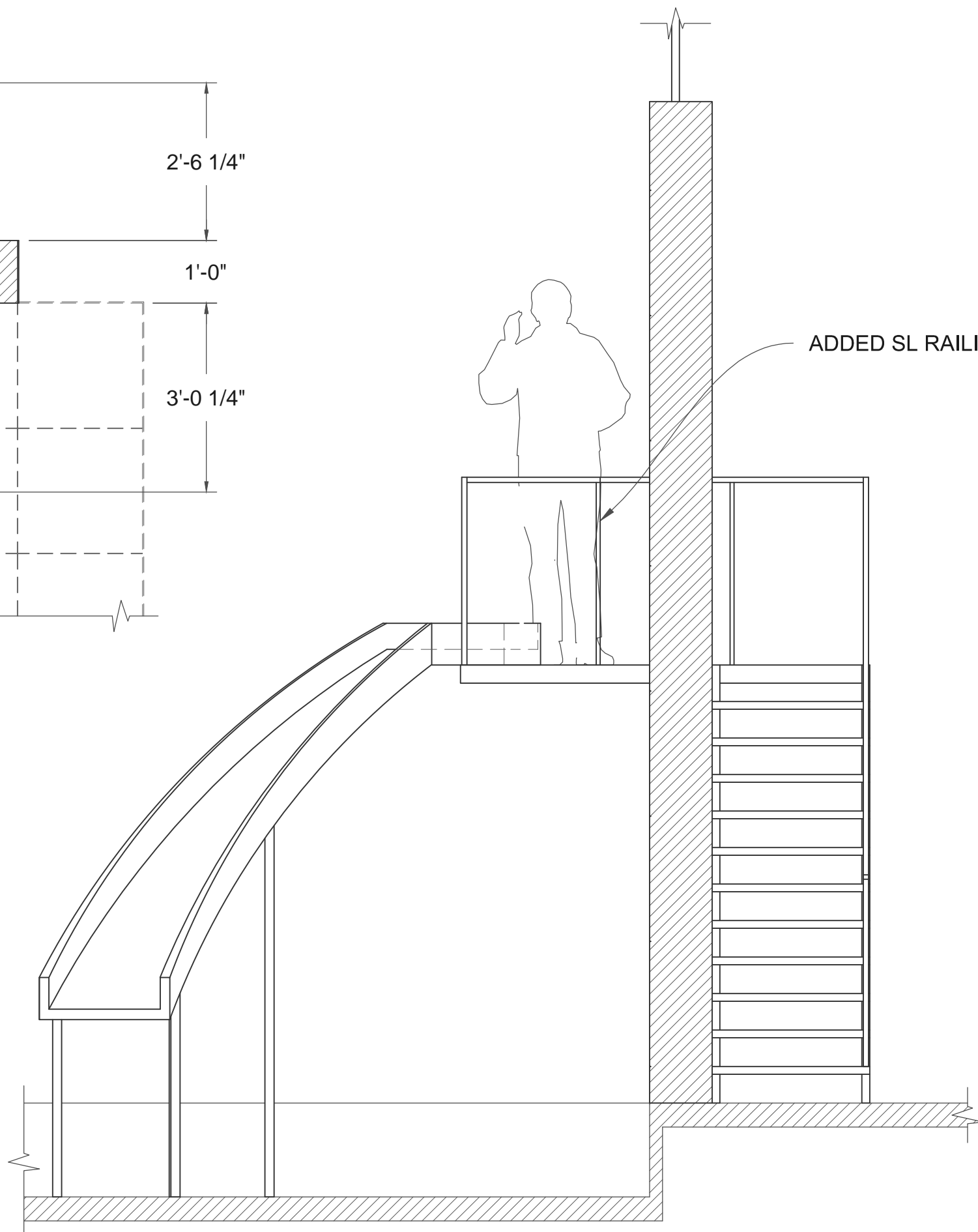
THE GOAT WALL // SECTION A:A'

NOTES:

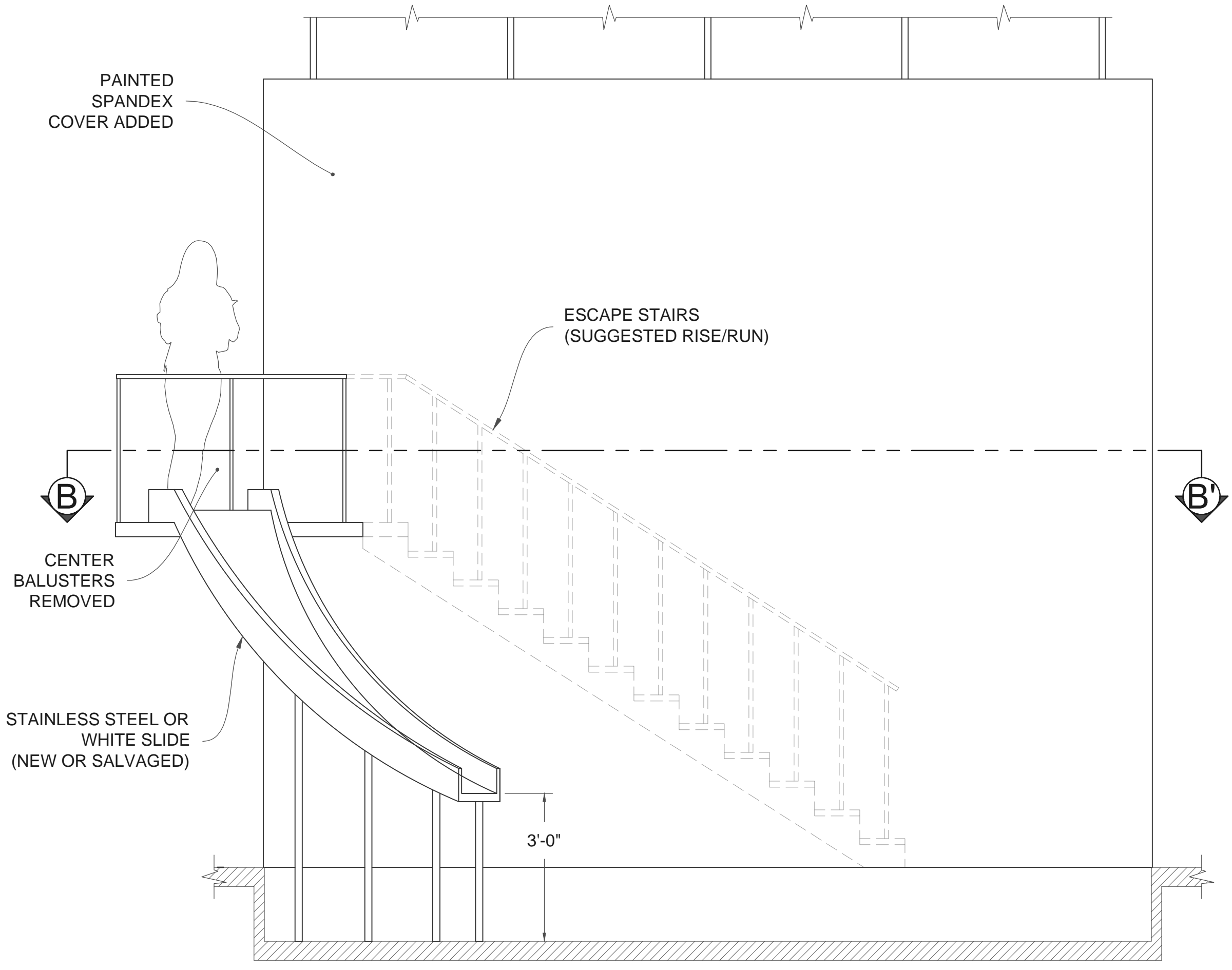
THE GOAT - FIVE (5) LOWER STEPS WILL BE PUSHED OUT OF WALL BY CREW.

METAMORPHOSES - CURRENT SLIDE IS AN APPROXIMATION OF WHAT MIGHT BE FOUND WITHIN THE BUDGET.

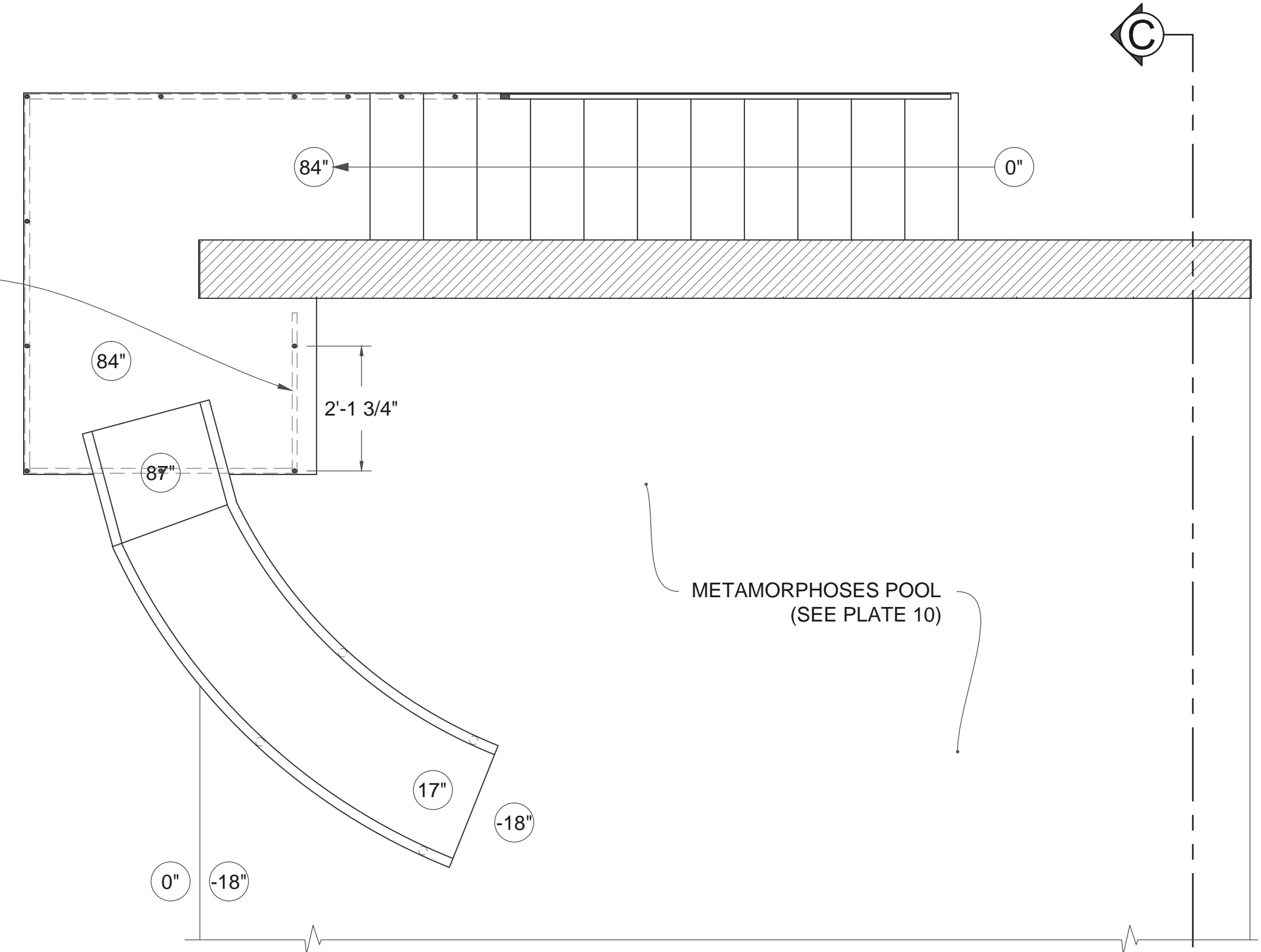
THE GOAT WALL // SIDE VIEW



METAMORPHOSES WALL // SECTION C:C'

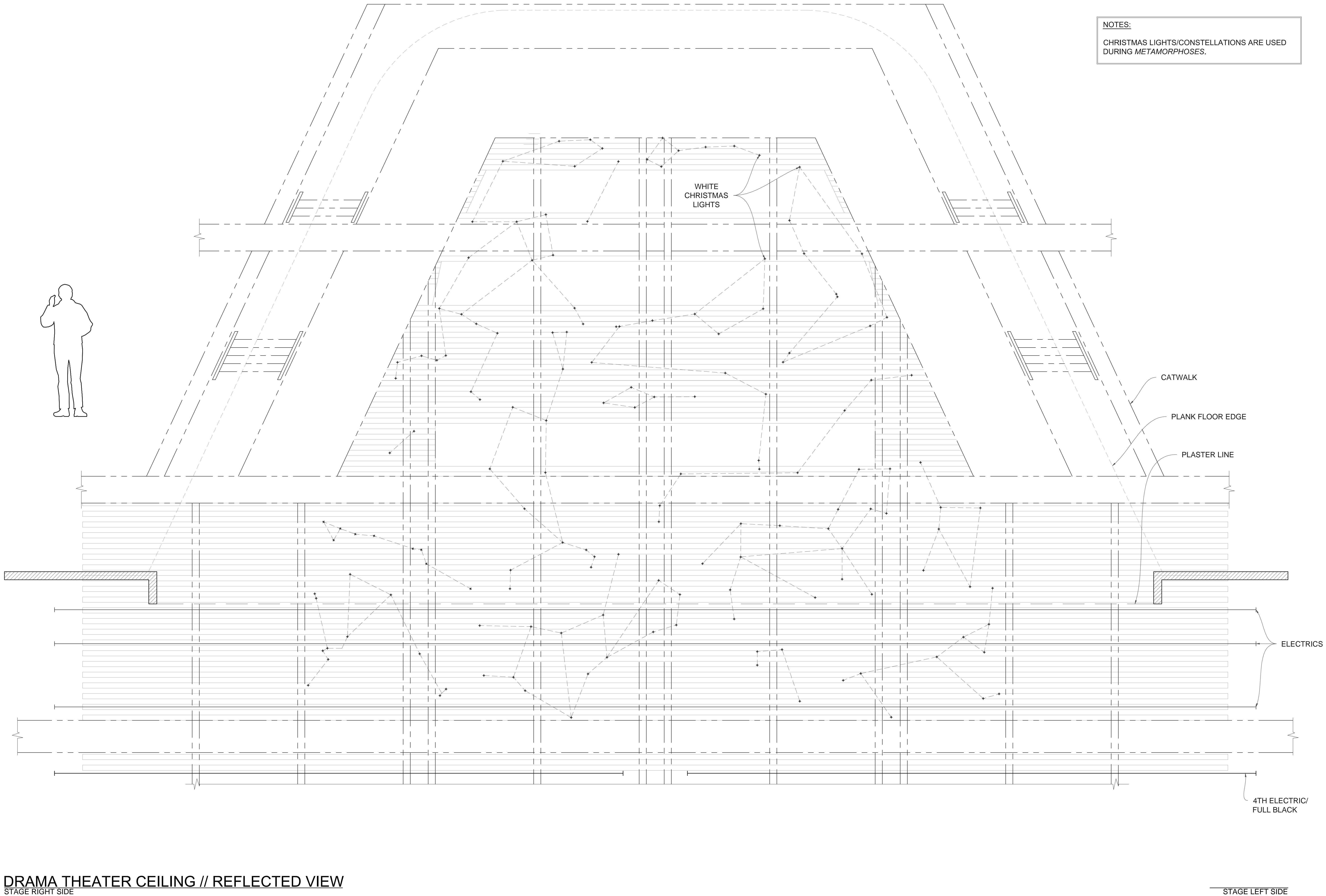


METAMORPHOSES WALL // FRONT ELEVATION



METAMORPHOSES WALL // SECTION B:B'

BUILD
THE JULLIARD SCHOOL DRAMA DIVISION 4TH YEAR REPERTORY
STEPHANIE McCLELLAND DRAMA THEATER
THE GOAT, OR WHO IS SYLVIA? BY: EDWARD ALBEE DIRECTED BY: GAYE TAYLOR UPCHURCH
METAMORPHOSES BY: MARY ZIMMERMAN DIRECTED BY: MONI YAKIM
MACBETH BY: WILLIAM SHAKESPEARE DIRECTED BY: ERICA SCHMIDT
LIGHTING DESIGNER: PETER WEST
 SCENIC DESIGNER NARELLE SISSONS narelle@earthlink.net 917-570-5105 www.narellescenes.net
ASSOCIATE DESIGNER: SCOTT TEDMON-JONES scott@sjdesign.com 412-760-4474
THIS DRAWING AND THE IDEAS, ARRANGEMENTS, DESIGNS AND PLANS CONTAINED HEREIN OR REPRESENTED THEREBY ARE OWNED AND REMAIN THE PROPERTY OF NARELLE SISSONS, AND HAVE BEEN CREATED AND DEVELOPED FOR USE ON, AND IN CONNECTION WITH, THE PROJECT SPECIFIED. NEITHER THIS DRAWING, NOR ANY OF SUCH IDEAS, ARRANGEMENTS, DESIGNS OR PLANS, SHALL BE APPROPRIATED BY OR DISCLOSED TO ANY PERSON OR FIRM FOR ANY USE WHATSOEVER, EXCEPT BY WRITTEN PERMISSION OF NARELLE SISSONS.
REVISIONS: 12/2 - NO CHANGES 1/2 - ADJUSTED BALUSTERS BASED ON NARELLE/RICHARD MEETING ON 12/9
PLATE: 13 OF 15
DATE: 1/2/2015 DRAWN BY: STJ
VERSION: 3.0
SCALE: 1/2" = 1'-0"
ELEVATION WALL UNIT



NOTES:
CHRISTMAS LIGHTS/CONSTELLATIONS ARE USED
DURING *METAMORPHOSES*.

BUILD

THE JULLIARD SCHOOL
DRAMA DIVISION
4TH YEAR REPERTORY

STEPHANIE McCLELLAND
DRAMA THEATER

THE GOAT,
OR WHO IS SYLVIA?

BY: EDWARD ALBEE

DIRECTED BY:
GAYE TAYLOR UPCHURCH

METAMORPHOSES

BY: MARY ZIMMERMAN


DIRECTED BY:
MONI YAKIM

MACBETH

BY: WILLIAM SHAKESPEARE

DIRECTED BY:
ERICA SCHMIDT

LIGHTING DESIGNER:
PETER WEST



SCENIC DESIGNER
NARELLE SISSONS

narelle@scenick.net 917-570-5105 www.narellesissons.net

ASSOCIATE DESIGNER:
SCOTT TEDMON-JONES

scott@sjdesign.com 412-750-4474

THIS DRAWING AND THE IDEAS, ARRANGEMENTS, DESIGNS
AND PLANS CONTAINED HEREIN OR REPRESENTED THEREBY
ARE OWNED AND REMAIN THE PROPERTY OF NARELLE
SISSONS, AND HAVE BEEN CREATED AND DEVELOPED FOR
USE ON, AND IN CONNECTION WITH, THE PROJECT SPECIFIED
NEITHER THIS DRAWING, NOR ANY OF SUCH IDEAS,
ARRANGEMENTS, DESIGNS OR PLANS, SHALL BE
APPROPRIATED BY OR DISCLOSED TO ANY PERSON OR FIRM
FOR ANY USE WHATSOEVER, EXCEPT BY WRITTEN
PERMISSION OF NARELLE SISSONS.

THESE DRAWINGS REPRESENT VISUAL CONCEPTS AND
CONSTRUCTION SUGGESTIONS ONLY. THE DESIGNER IS NOT
QUALIFIED TO DETERMINE THE STRUCTURAL
APPROPRIATENESS OF THESE DESIGNS, AND WILL NOT
ASSUME RESPONSIBILITY FOR IMPROPER ENGINEERING
CONSTRUCTION AND/OR HANDLING OF THE SCENERY
REPRESENTED HEREIN.

REVISIONS:
12/2 - NO CHANGES
1/2 - ADJUSTED CONSTELLATION
CONFIGURATION TO FIT UNDER
GRID STRUCTURE

PLATE:

14

OF 15

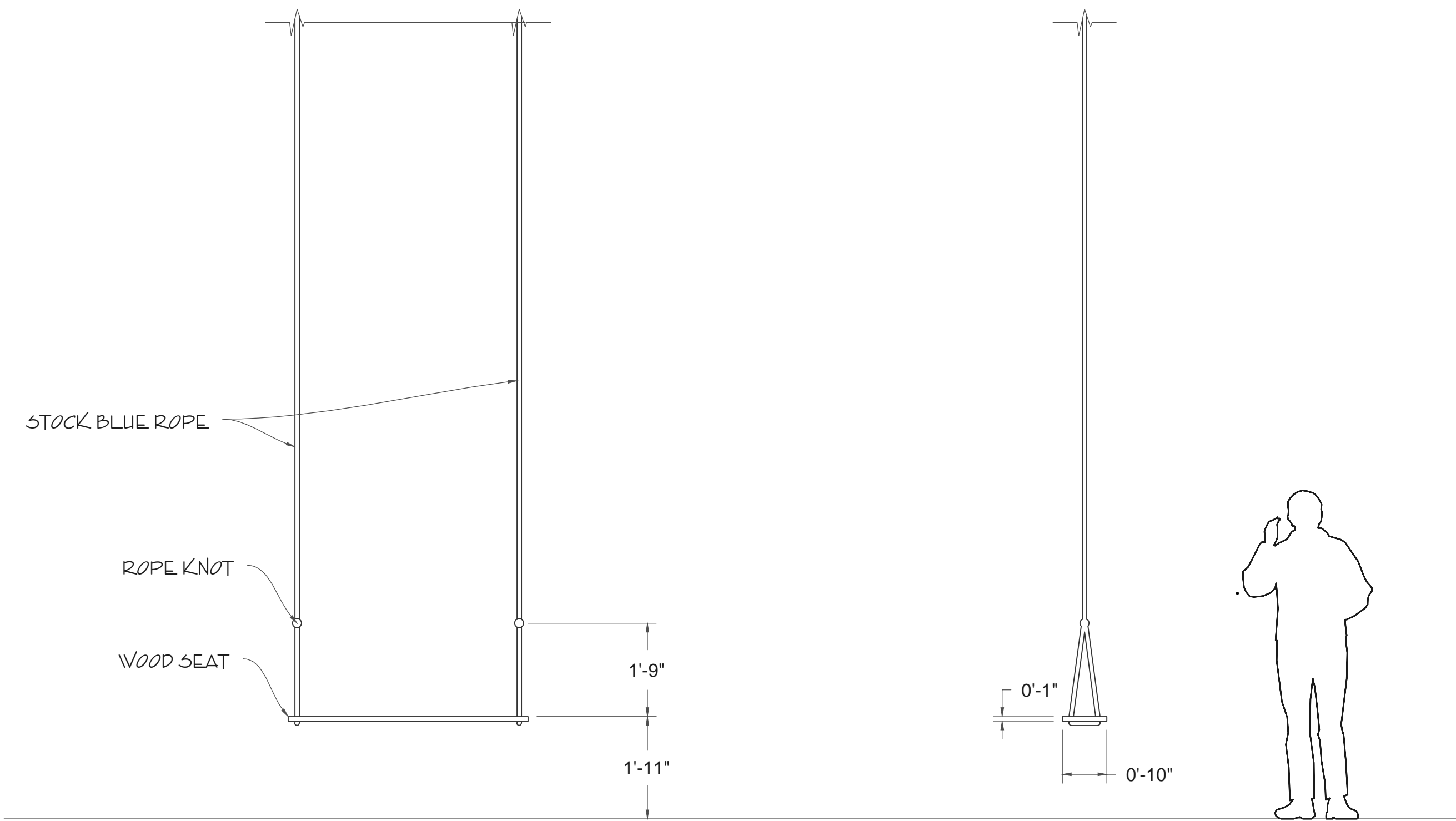
DATE: 1/2/2015 VERSION
DRAWN BY: STJ 3.0

SCALE: 1/2" = 1'-0"

METAMORPHOSES
CONSTELLATIONS

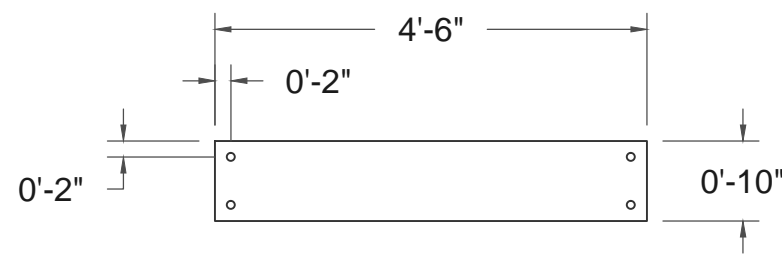
DRAMA THEATER CEILING // REFLECTED VIEW
STAGE RIGHT SIDE

STAGE LEFT SIDE



FRONT ELEVATION

SIDE ELEVATION



PLAN VIEW

METAMORPHOSES SWING
SWING IS LOWERED IN FROM THE GRID.
SUPPORTS TWO PEOPLE.

BUILD

THE JULLIARD SCHOOL
DRAMA DIVISION
4TH YEAR REPERTORY

STEPHANIE McCLELLAND
DRAMA THEATER

THE GOAT,
OR WHO IS SYLVIA?

BY: EDWARD ALBEE

DIRECTED BY:
GAYE TAYLOR UPCHURCH

METAMORPHOSES

BY: MARY ZIMMERMAN

DIRECTED BY:
MONI YAKIM

MACBETH

BY: WILLIAM SHAKESPEARE

DIRECTED BY:
ERICA SCHMIDT

LIGHTING DESIGNER:
PETER WEST



SD 1159

SCENIC DESIGNER
NARELLE SISSONS

narelle@earthlink.net 917-570-5105 www.narellesissons.net

ASSOCIATE DESIGNER:
SCOTT TEDMON-JONES

scott@sjdesign.com 412-760-4474

THIS DRAWING AND THE IDEAS, ARRANGEMENTS, DESIGNS AND PLANS CONTAINED HEREIN OR REPRESENTED THEREBY ARE OWNED AND REMAIN THE PROPERTY OF NARELLE SISSONS, AND HAVE BEEN CREATED AND DEVELOPED FOR USE ON, AND IN CONNECTION WITH, THE PROJECT SPECIFIED. NEITHER THIS DRAWING, NOR ANY OF SUCH IDEAS, ARRANGEMENTS, DESIGNS OR PLANS, SHALL BE APPROPRIATED BY OR DISCLOSED TO ANY PERSON OR FIRM FOR ANY USE WHATSOEVER, EXCEPT BY WRITTEN PERMISSION OF NARELLE SISSONS.

THESE DRAWINGS REPRESENT VISUAL CONCEPTS AND CONSTRUCTION SUGGESTIONS ONLY. THE DESIGNER IS NOT QUALIFIED TO DETERMINE THE STRUCTURAL APPROPRIATENESS OF THESE DESIGNS, AND WILL NOT ASSUME RESPONSIBILITY FOR IMPROPER ENGINEERING, CONSTRUCTION AND/OR HANDLING OF THE SCENERY REPRESENTED HEREIN.

REVISIONS:

1/2 - ADJUSTED DIMENSIONS BASED ON NARELLE/RICHARD MEETING ON 12/9

PLATE:

15

OF 15

DATE: 1/2/2015

VERSION

DRAWN BY: STJ

3.0

SCALE: 1/2" = 1'-0"

ELEVATION
SPECIAL ITEMS